



INTERNATIONAL CONGRESS OF THE
EGYPTIAN
OPHTHALMOLOGICAL SOCIETY
EOS 2024

24 - 26 APRIL 2024
InterContinental Citystars, Cairo, Egypt

SCIENTIFIC PROGRAM



For more information:
eos-egypt.com



HYFRESH™

Sodium Hyaluronate 0.2%

HYFRESH
SODIUM HYALURONATE 0.2%

جمجوم فارما
Jamjoom Pharma



**CELEBRATING A JOYFUL JOURNEY
OF EYE COMFORT**

جمجوم فارما
Jamjoom Pharma

EOS 2024



Welcome to

المؤتمر السنوي الدولي للجمعية الرمديّة المصريّة
INTERNATIONAL CONGRESS OF THE

EGYPTIAN OPHTHALMOLOGICAL SOCIETY

With all due pride, we are delighted to invite you to the International Congress of the Egyptian Ophthalmological Society (EOS) that will be held at **InterContinental Citystars, Cairo, Egypt** from **24 till 26 April, 2024**.

The Congress will provide a highly selective faculty that will enrich the scientific program by addressing several controversial and challenging subjects and situations.

The plenaries include presentations of our keynote speakers with the option to chat and ask questions afterwards. We will also organize discussions with qualified topic experts reflecting on the presentations and interacting with the speakers.


Looking forward interacting with all of you on this outstanding upcoming congress.



President of EOS
Professor Ahmed El Massry
Alexandria University

Ahmed Elmassry

EOS 2024



CONGRESS BOARD

PRESIDENT

Professor Ahmed El Massry
Alexandria University

GENERAL SECRETARY

Professor Waleed Abou Samra
Mansoura university

VICE PRESIDENT

Professor Mervat Elshabrawy
Suez Canal University

TREASURER

Professor Ahmed Alashry
Military Medical Academy



SCIENTIFIC COMMITTEE

HEAD OF SCIENTIFIC COMMITTEE

Professor Hatem Ammar
Sohag University

MEMBERS OF THE COMMITTEE

Alphabetically Ordered

Professor Ahmed Assaf
Ain Shams University

Professor Ahmed Awadein
Cairo University

Professor Ahmed Ghoneim
Tanta University

Professor Hamdy Elgazzar
Benha University

Professor Hesham Ali Ibrahim
Alexandria University

Professor Khaled Mourad
El minia University

Professor Mahmoud Ismail
Al-Azhar University Cairo

Professor Medhat Shawky
Zagazig University

Professor Mohamed Hosny
Cairo University

Professor Mohamed Shafik
Alexandria University


Professor Nader Bayoumi
Alexandria University

Professor Nihal Adel Hassan
Cairo University

Professor Tamer El Raggal
Ain Shams University

Professor Tarek Shaarawy
Geneve University

Unique
DESIGN
Excellent
MANUFACTURING



**HYDROPHILIC
Aspheric**

**HYDROPHOBIC
Aspheric**



For More Info
Scan Here





GUEST SPEAKERS

Alphabetically Ordered



Abdulaziz AlRajhi
Saudi Arabia



Abdulrahman Faisal Albloushi
Saudi Arabia



Aberkane Jalal
Algeria



Ahmad Alfoudari
Kuwait



Alaa Eldanasoury
Saudi Arabia



 **Alejandra de Alba Campomanes**
United States



Amr Abdelrazek
Kuwait



André Mermoud
Switzerland



Artrashesh Zilfyan
Armenia



Ashwaq Binamro
United Arab Emirates



Azza Maktabi
Saudi Arabia



Björn Bachmann
Germany



Charalampos Siganos
Greece



Cristina Nicula
Romania



David F. Chang
United States



Dimitrios Siganos
Greece



Dimitry Azar
United States



Dominique Thouvenin
France



Esmaeil Arbabi
United Arab Emirates



Faisal Aljassar
Kuwait



Georgios Roussopoulos
Greece




Gillian Adams
United Kingdom



Giovanni Marcon
Italy



Harbansh Lal
India



Hasnaa Lamari
Morocco



Huban Atilla
Turkey



Ismahane Mansour
Algeria



Jahid Shanbazov
Azerbaijan



Jamal Bleik
Lebanon



James Bradley Randleman
United States



Jeewan Singh Titiyal
India



Jorge Alió Del Barrio
Spain



Kamal Binnawi
Sudan



Khaled M. Alarfaj
Saudi Arabia



Kimiya Shimizu
Japan



Konrad Schargel
Saudi Arabia



Konstantinos Samaras
Greece



Lalit Vema
India



Mahmut Kaskaloglu
Turkey



Manal Bouhaimed
Kuwait



Manoj Chandra Mathur
India



Mariam Gebril
Libya



Mayank Nanavaty
United Kingdom





GUEST SPEAKERS

Alphabetically Ordered



Mazen Sinjab
United Kingdom



Mehdi Khamaily
Morocco



Merab Dvali
Georgia



Michael T. Yen
United States



Mohamed Sayed
United Arab Emirates



Muhammad Ahad
Saudi Arabia



Murad Al Obthani
United Arab Emirates



Mustapha Djabour
Algeria



Namrata Shama
India



Özlem Kemer
Turkey



Petros Smachliou
Greece



Remzi Avci
Turkey



Rola Ba-Abbad
Saudi Arabia



Saad Hamdan Al Enezi
Saudi Arabia



Safaa Ibrahim Beheiri
Saudi Arabia



Sami Al Rabiah
Kuwait



Sara Idmane
Morocco



Shalva Skhirtladze
Georgia



Sheikha Noura Al Qassimi
United Arab Emirates



Sihem Lazrag
Algeria



Tarek Shaarawy
Switzerland



Vikentia Katsanevaki
Greece



SOCIETIES IN COLLABORATION



AMERICAN ACADEMY
OF OPHTHALMOLOGY®



Emirates Society of
Ophthalmology
جمعية الإمارات لطب وجراحة العيون



الجمعية الجزائرية لطب العيون
ⵜⴰⴷⴰⵏⵜ ⴰⴳⴷⴰⵢⵜ ⴰⴽⴰⵏⴳⴰⵏ ⴰⴳⴷⴰⵢⵜ ⴰⴽⴰⵏⴳⴰⵏ
ALGERIAN SOCIETY OF OPHTHALMOLOGY
SOCIÉTÉ ALGERIENNE D'OPHTALMOLOGIE



الجمعية السعودية لطب العيون
SAUDI OPHTHALMOLOGICAL SOCIETY



الرابطة الكويتية لطب العيون
KUWAIT OPHTHALMIC SOCIETY

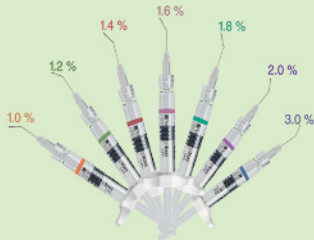
مستشفى الملك خالد
التخصصي للعيون
King Khaled Eye
Specialist Hospital



HSOIRS



VSY
BIOTECHNOLOGY



Protectalon
Na Hyaluronate




LowTem
Infection Prevention
LOW TEMPERATURE PLASMA STERILIZER



Reliable technology for the prevention of
Hospital-acquired Infection

enbio

Designed in Switzerland



Enbio PRO
The new definition
of rapid sterilization.
Class B.



VIEW TEC
فيوتك

info@viewtec.co
viewtec.eg@gmail.com
www.viewtec.co



02 26443361

011 15033763





icare



NO ANESTHESIA
NO AIR PUFF



iCare EIDON Family

THE TONOMETER-
PROFESSIONALS' CHOICE

NORLASE®

BRING NORLASE INTO YOUR PRACTICE



LEAF™

Ultra-Compact green laser
that conveniently fits on your
existing slit lamp.



LION™

First-of-its-kind, all-in-one
indirect ophthalmoscope
and green laser.



ECHO™

Pattern Laser reinvented



VIEWTEC

فيوتك

info@viewtec.co
viewtec.eg@gmail.com
www.viewtec.co



02 26443361

011 15033763



THANK YOU OUR GENEROUS
Sponsors

DIAMOND



PLATINUM



BAUSCH+LOMB



GOLD





EOS 2024



SILVER



شركة الأمين للتجهيزات الطبية والمصاحبة (أميكون) "ش. م. م. ع"
Al Amin Medical Instrument Co. (AMICO) " S.A.E"



Johnson & Johnson | Vision
Med Tech



BASIC





BENEFITS OF THE WEBSITE INCLUDE

1. Easy renewal of **EOS membership**
2. Personal profile updates
3. Access to the latest subscription date for **EOS membership**
4. Easy registration for **EOS conferences**
5. Join as a new **EOS member**

If you are an **EOS member** and have already paid your membership costs for the previous year, **CONGRATULATIONS!** You may now make a website subscription to enjoy extra perks.

1. If you missed some subjects or did not attend the conference, you may still access the scientific content (videos and PDFs) through your **online membership**
2. With an **online subscription**, you may peruse our journal
3. By subscribing to a **EOS website**, You **CAN** access additional material from the AAO website including educational videos, articles and presentations

Our Website:
eos-egypt.org



TymerTM
(Gatifloxacin)

ONLY
TYMER
FITS FOR
ROYALTY



BAUSCH + LOMB

Stellaris Elite[™]
Vision Enhancement System



Envista
Envista toric



Ak
Akreos
Akreos



CATARACT



RETINA

PH-NA-SUR-EOS-2022-002

Sole Agent

iCARE
MEDICAL

www.icaremedical.org

To Get

Our booth activity program
Kindly check the Qr code



EOS 2024 CONFERENCE Halls



Hall A - (Al Saraya 1)
-4 FLOOR

Hall B - (Al Hambra)
-2 FLOOR

Hall C - (Abdeen)
-3 FLOOR

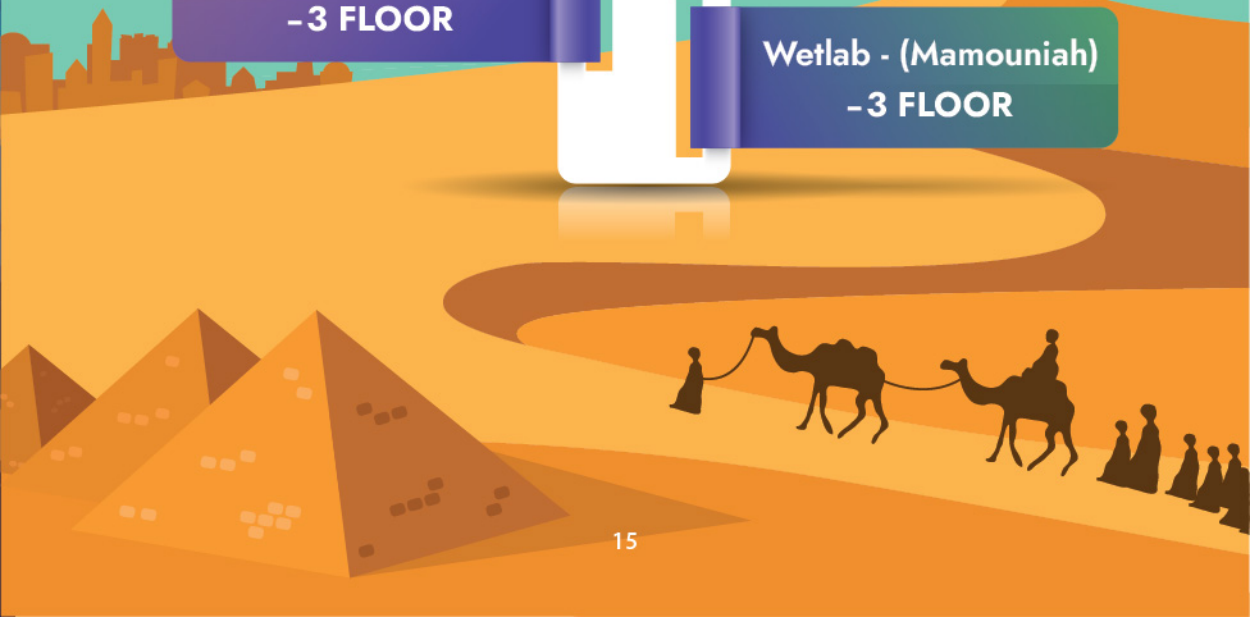
Hall 1 - (Montazah 1,2)
-3 FLOOR

Hall 2 - (Montazah 3,4)
-3 FLOOR

Hall 3 - (Al Manial)
-3 FLOOR

Hall 4 - (San Souci 1)
-3 FLOOR

Wetlab - (Mamouniah)
-3 FLOOR



SPEAKERS INSTRUCTIONS

Congress halls will be equipped with:

Two laptops: one Apple Mac & one PC with Microsoft Windows 11 and Microsoft Office 2019. Internet access will NOT be available inside the meeting rooms.

To ensure that the meeting progresses smoothly, please stick to the following instructions:

- All presentations should be recorded on a USB flash memory (preferred).
- Please save presentations in PowerPoint 2007 or later format for PC & Keynote for Apple.
- Upload your presentation early to the Audiovisual Center (RM Events) as we will load the presentations to the hard drive of our systems before the sessions by one hour.
- No personal laptops are permitted for presentations.
- In case you have problems with your presentation(s), please do not hesitate to contact the IT support team (RM Events).

12:55  → 00:55 

COMPUTERIZED *Timer* COUNT-DOWN

will monitor speakers' time

So make sure to present during the given time,
as NO EXTRA TIME IS ALLOWED



 Powered by:
RM EVENTS

SCIENTIFIC PROGRAM



REGISTRATION WILL START AT 08:00

	Hall A (Al Saraya 1)	Hall B (Al Hambra)	Hall C (Abdeen)	Hall 1 (Montazah 1,2)	Hall 2 (Montazah 3,4)	Hall 3 (Al Manial)	Hall 4 (San Souci 1)	Wetlab (Mamouniah)								
10:00 - 10:30	Session 1: KKESH Latest updates in ophthalmology KKESH experience	Session 2: Ocular surface disease	Free Paper I: Posterior segment	Course 1: Investigation Retinal imaging Course: FFA & Basic OCT	Free Paper II: Ocular adhexa	Course 2: Retina Sub-threshold (Micropulse) laser treatment in ophthalmology	Course 3: Glaucoma: Trabeculectomy from A-Z	Glaucoma Wetlab Sponsored by Orchidia								
10:30 - 11:00									Session 3: Cataract 1: Excellence in action	Free Paper III: Anterior segment & Refractive surgery	Course 4: Retina: Vitrectomy from A-Z	Course 5: Glaucoma: Congenital glaucoma	Course 6: Investigation: Ocular ultrasound	Course 7: Cornea: Penetrating keratoplasty: from basic to advanced		
11:00 - 11:30																
11:30 - 12:00	COFFEE BREAK															
12:00 - 12:30																
12:30 - 13:00																
13:00 - 14:00																
14:00 - 14:30									Keynote Lecture 1	Symposium: Pharco	Keynote Lecture 2	Course 8: Cataract: Basic phaco	Course 9: Refractive: Post LASIK ectasia	Course 10: Investigation: OCT and OCTA Updates	Course 11: Ophthalmic emergencies	Glaucoma Wetlab Sponsored by Orchidia
14:30 - 15:00									Session 4: Pediatric ophthalmology 1: The road to the future	Session 5: Glaucoma 1: Glaucoma management: The essentials	Session 6: Medical retina and imaging updates	Course 12: Uveitis: Practical tips in ocular sampling & Treatment of uveitis	Course 13: Investigation: Electrophysiology	Course 14: Retina: Diabetic retinopathy from A to Z	Course 15: Research ethics course	
15:00 - 15:30	Keynote Lecture 3	Symposium: Orchidia	Course 16: PC rupture and zonulopathy conquering capsule	Course 18: Cataract: Management of aphakia	Course 19: Refractive: Understanding RELEX SMILE	Course 20: Neuro- ophthalmology: Vision rehabilitation challenges	Course 21: Investigation: Optimal use of ophthalmic investigative tools for accurate diagnosis									
15:30 - 16:00																
16:00 - 16:30	Session 8: Surgical retina panel 1	Session 7: Cornea 1: Keratoplasty updates	Course 17: Mastering phaco chop													
16:30 - 17:00																
17:00 - 17:30																
17:30 - 18:00	LUNCH TIME															
18:00 - 18:30																
18:30																

	Hall A (Al Saraya 1)	Hall B (Al Hambra)	Hall C (Abdeen)	Hall 1 (Montazah 1,2)	Hall 2 (Montazah 3,4)	Hall 3 (Al Manial)	Hall 4 (San Souci 1)	Wetlab (Mamouniah)	
09:00 - 09:30	Shams-Al-Deen Glaucoma Lecture			Course 22: Cornea: Surgical treatment updates in infective keratitis					
09:30 - 10:00	Session 11: Glaucoma 2: Perfecting your glaucoma management	Session 9: Cataract: Cataract with ocular co-morbidities	Session 10: Young ophthalmologists			Course 23: Cornea: Approach to the most feared: Corneal ulcers	Course 24: Cataract: Extracap & manual small incision		
10:00 - 10:30									
10:30 - 11:00									
11:00 - 11:30		Session 13: Pediatric ophthalmology 2: International strabismological association symposium	Course 25: Non-penetrating trabecular surgery		Course 26: Oculoplastic: Upper and lower blepharoplasty and beyond	Course 27: Cornea: DALK from scratch to perfection	Course 28: Retina: Pigmented uveal mass mystery	Keratoplasty Wetlab Sponsored by Orchidia	
11:30 - 12:00	Session 12: AAO American Academy of Ophthalmology		Symposium: Roche						
12:00 - 12:30									
12:30 - 13:00									
13:00 - 14:00	13:15 - 13:45 Zahi Hawass Lecture	COFFEE BREAK							
14:00 - 14:30	13:45 - 14:30 Soliman Lecture	Symposium: Jamjoom	Session 14: Black Sea session	Course 29: Glaucoma: Surgical glaucoma management	Course 30: Oculoplastic: Orbit	Course 31: Neuro- ophthalmology course	Course 32: Strabismus: Strabismus cases: Solving the buzzle	Keratoplasty Wetlab Sponsored by Orchidia	
14:30 - 15:00		Keynote Lecture 4							
15:00 - 15:30	Session 15: Cataract 3: Cataract complications, you make the call	Session 16: Retina 2: Cross roads in VR surgery:Challenging decisions!	Session 17: Gulf session	Course 33: Investigation: Multifocal chorioiditis; Understanding what lies beneath	Course 34: Glaucoma: Glaucoma in difficult situations	Course 35: Cornea: Updates in CXL .. indications, techniques, and clinical outcomes	Course 36: Strabismus: Towards a better success		
15:30 - 16:00									
16:00 - 16:30	Keynote Lecture 5	Symposium: EVA Pharma	Session 20: HSIOIRS: Cataract surgery as a refractive Procedure	Course 37: Retina: Basic course in therapeutic ophthalmic lasers	Course 38: Investigative: Diagnostic and prognostic biomarkers in OCT & OCT angiography	Course 39: Cataract: How to deal with complications during phacoemulsification	Course 40: Cataract: The art of pupilloplasty and iris surgery		
16:30 - 17:00									
17:00 - 17:30	Session 18: Cornea 2: My pearls of experience in management of corneal diseases	Session 19: Refractive 1: Refractive surgery off road							
17:30 - 18:00									
18:00 - 18:30									
18:30	LUNCH TIME								

FRIDAY | 26 APRIL 2024
PROGRAM AT A GLANCE

INTERNATIONAL CONGRESS OF THE
EGYPTIAN OPHTHALMOLOGICAL SOCIETY
FOS 2024

	Hall A (Al Saraya 1)	Hall B (Al Hambra)	Hall C (Abdeen)	Hall 1 (Montazah 1,2)	Hall 3 (Montazah 3,4)	Hall 3 (Al Manial)	Hall 4 (San Souci 1)	Wetlab (Mamouniah)
10:00 - 10:30	Session 21: Refractive surgery on road Session 23: Medical retina 2: Every day retina challenge	Session 22: Glaucoma 3: Glaucoma common cases	Course 45: Pentacam course	Course 41: Glaucoma: Lasers in the treatment of glaucoma Course 46: Cornea: DMEK in challenging situations	Course 42: Cornea: Tips to avoid and manage perforations in DALK Course 47: Cornea: Difficult corneal situations	Course 43: Cornea: Dehydrated amniotic membrane in ocular surface diseases, indications and techniques Course 48: Oculoplastic: Thyroid eye disease	Course 44: Uveitis: Infectious uveitis: New challenges emerge Course 49: Investigation: Ultrawide field retinal imaging: Mastering the basics and beyond!	Wetlab 3 Wetlab 3
10:30 - 11:00								
11:00 - 11:30								
11:30 - 12:00								
12:00 - 12:30								
12:30 - 13:00								
13:00 - 14:00	GOMAA PRAYER & COFFEE BREAK							
14:00 - 14:30	Session 24: Refractive 3: IKS session Session 27: Video competition and closing ceremony	Keynote Lecture 6 Session 26: Oculoplastic 1: Eyelid surgery symposium Session 28: Oculoplastic 2: I stopped doing this Session 29: Oculoplastic 2: Lacrimal symposium	Session 25: Women in ophthalmology Course 56: Endothelial keratoplasty made easy	Egyptian Eye Hospitals and Centers Association Course 53: Glaucoma: Mastering basic skills for glaucoma management I Course 57: Glaucoma: Mastering basic skills for glaucoma management II	Course 50: Retina: ROP from A to Z Course 54: Retina: Vitreo macular interface abnormalities course Course 58: Refractive: Handling refractive surgery complications LASIK, CXL, PIOL & more	Course 51: Retina: Scleral buckle Course 55: Investigation: Anterior segment imaging Course 59: Investigation: Visual field	Course 52: Cataract: Phaco in challenging cases Course 60: Pediatric ophthalmology: Transposition surgery	Wetlab 3
14:30 - 15:00								
15:00 - 15:30								
15:30 - 16:00								
16:00 - 16:30								
16:30 - 17:00								
17:00 - 17:30								
17:30 - 18:00								
18:00 - 18:30								
18:30	LUNCH TIME							



The 1st & Only In
Egypt & Middle East



Ophthalmic suspension

PIXIVANCE™

Besifloxacin 6mg / ml



EVA PHARMA

Wednesday

DAY 1 | 24 APRIL 2024

Session
1

10:00 - 11:30

Hall A - (Al Saraya 1)

King Khaled Eye Specialist Hospital: Latest Updates in Ophthalmology - KKESH Experience

Chairperson: Abdulaziz AlRajhi

- | | | |
|-------|---|--|
| 10:00 | Introduction brief on the King Khaled Eye Specialist Hospital (KKESH)
Abdulaziz AlRajhi, KSA | <p>مستشفى الملك خالد
التخصصي للعيون
King Khaled Eye
Specialist Hospital</p>  |
| 10:05 | Transplant READY Endo-In DMEK
Muhammad Ahad, KSA | |
| 10:15 | Novel devices in glaucoma surgeries - The KKESH experience
Konrad Schargel, KSA | |
| 10:25 | RPE65 gene therapy: KKESH experience with luxturna
Rola Ba-Abbad, KSA | |
| 10:35 | 40 Years of KKESH experience with retinoblastoma
Azza Maktabi, KSA | |
| 10:47 | Congenital glaucoma in the middle east, A serious problem
Konrad Schargel, KSA | |
| 10:57 | Cell therapy in corneal diseases
Muhammad Ahad, KSA | |
| 11:07 | The mutational spectrum and presentation of Bardet Biedl syndrome in Saudi Arabia
Rola Ba-Abbad, KSA | |
| 11:17 | Periocular pigmented basal cell carcinomas: Clinicopathologic features and mutational profile
Azza Maktabi, KSA | |
| 11:25 | Discussion | |

Free Paper

1

10:00 - 11:30

Hall C - (Abdeen)

Free Paper I: Posterior Segment

Chairpersons:

Ahmed El Shafei, Fawzy El Shahid, Khaled Mourad, Tarek Aboulnasr

- | | |
|-------|--|
| 10:00 | Role of hyperbaric oxygen therapy in diabetic macular edema
Ahmed Alashry, Egypt |
| 10:07 | Relative flow index as a novel optical coherence tomography angiography biomarker in primary open angle glaucoma
Ahmed Ameen Ismail, Egypt |
| 10:14 | Sick RPE, Let's treat the sickness
Ahmed Donia, Egypt |
| 10:21 | Macular Hge ... Face off
Ahmed Mansour, Egypt |
| 10:28 | Upper bullous rhegmatogenous retinal detachment: 23-G vitrectomy with gas tamponade versus scleral buckling
Ahmed Mohamed Eissa, Egypt |
| 10:35 | Guidelines in amblyopia therapy
Mohamed Ali Mohamed, Egypt |
| 10:42 | Surgery in ROP (PVD and its importance stage 4, 2 hands are not enough stage 5)
Ahmed Mamdouh El Shafei, Egypt |
| 10:49 | Hysterical contagion
Heba Abu Alhemam Alkenany, Egypt |
| 10:56 | Uveitis profile in children and its impact on vision at Queen Rania children hospital/Amman-Jordan
Ahmed Essa Khatatbeh, Jordan |
| 11:03 | Postkeratoplasty corneal plaques: A case series
Mohamed Kolaib, Egypt |
| 11:10 | Discussion |

Wednesday

DAY 1 | 24 APRIL 2024

Course

1

10:00 - 11:30

Hall 1 - (Montazah 1,2)

Investigation: Retinal Imaging Course: FFA& Basic OCT

Moderator:

Hoda El Sobky

10:00

Important basic rules in fundus fluorescein angiography
Hanem Kishk, Egypt

10:15

Imaging in vascular disorders
Hoda El Sobky, Egypt

10:30

Retinal imaging in diabetic retinopathy
Hanan El Ghoneimy, Egypt

10:45

Retinal imaging in AMD
Asmaa Ibrahim, Egypt

11:00

OCT biomarkers in neurodegenerative diseases
Mohamed Ahmed Elshafie, Egypt

11:15

Retinal imaging in MacTel
Reham Mahmoud, Egypt

Free Paper

2

10:00 - 11:30

Hall 2 - (Montazah 3,4)

Free Paper II: Ocular Adnexa

Chairpersons:

Ahmed Ghoneim, Mohamed Al Aswad, Mohamed Tarek, Yousri Hatata

- | | |
|-------|---|
| 10:00 | Incidence of fixed dilated pupil (Urrets-Zavalía syndrome) postkeratoplasty in 40 patients with keratoconus: Prospective observational study
Raja S. Bengharbia, Libya |
| 10:07 | Bacteriophage impeded gel for treatment of pseudomonas aeruginosa corneal ulcer experimentally induced in rabbits
Ramy Awad Elbassiouny, Egypt |
| 10:14 | Viral conjunctivitis due to molluscum contagiosum in a young immunocompetent woman
Salma Hassina, Morocco |
| 10:21 | Automated diagnosis and staging of Fuchs' endothelial cell corneal dystrophy using deep learning
Taher Kamel Eleiwa, Egypt |
| 10:28 | Palpebral adenosquamous carcinoma with orbital extension: A case report
Younes Tlemcani, Morocco |
| 10:35 | Orbital and periorbital migration of silicone oil associated with emphysema development after retinal detachment repair - case report and literature review
Ahmed Radi Algethami, KSA |
| 10:42 | Tips in eyelid reconstruction
Ezzeldin Ramadan Ezzeldin, Egypt |
| 10:49 | Assessment of level of awareness about children eye diseases and routine eye screening among a sample of Egyptian general population
Esraa Mohamed El-Mayah, Egypt |
| 10:56 | Intraoperative surprises in strabismus surgeries
Mostafa Azzab, Egypt |
| 11:03 | Comparative efficacy and visual outcomes of LuxSmart extended depth of focus IOL and akreos monofocal IOL in cataract surgery
Majdi Abdala, Libya |
| 11:10 | Discussion |

Wednesday

DAY 1 | 24 APRIL 2024

Course 2

10:00 - 11:30

Hall 3 - (Al Manial)

Retina: Sub-Threshold {Micropulse} Laser Treatment in Ophthalmology

Moderator: Hamed Nasr El-Din Taha

- 10:00 The use of sub threshold diode laser in treatment of retinal disorders
Hamed Nasr El-Din Taha, Egypt
- 10:15 Trans pupillary subliminal yellow laser in variable retinal disorders
Mohamed Shikhoun, Egypt
- 10:30 Photobiomodulation
Mohamed Mohamed Aly, Egypt
- 10:45 Micropulse diode in glaucoma
Hazem Helmy, Egypt
- 11:00 Mangement of diabetic macular edema by sub threshold laser
Elham Eltohamy, Egypt
- 11:15 Photomodulation in glucoma
Ibrahim El Kady, Egypt

Course 3

10:00 - 11:30

Hall 4 - (San Souci 1)

Glaucoma: Trabeculectomy from A-Z

Moderator: Mohamed A. E. Mahdy

- 10:00 Preoperative considerations and indications
Mahmoud Rateb, Egypt
- 10:15 Conjunctival flaps
Ahmed Hossam, Egypt
- 10:30 Scleral flap and modifications
Mohamed Elmalah, Egypt
- 10:45 Trab vs MIGS
Abdel Hamid El Hofi, Egypt
- 11:00 Revision of filtering bleb & modification of wound healing
Mohamed A. E. Mahdy, Egypt
- 11:15 Complications prevention and management
Tarek Eid, Egypt

Wetlab
1

10:30 - 13:00

Wetlab - (Mamouniah)

Glaucoma Wetlab (Sponsored by Orchidia)



Session
2

11:00 - 13:00

Hall B - (Al Hambra)

Ocular Surface Disease

Moderator:

Mervat El Shabrawy

- | | |
|--------------|---|
| 11:00 | OSD, The missing factor in LASIK surgery
Medhat Shawky, Egypt |
| 11:15 | Sudanese corneas tend to be thin. Could trachoma be the cause?
Kamal Binnawi, Sudan |
| 11:30 | Glaucoma and OSD
Sarah Azzam, Egypt |
| 11:45 | Non-contact meibography changes according to disease activity in rheumatoid arthritis cases
Amr Mounir, Egypt |
| 12:00 | Symptoms/signs discrepancy. What to do?
Hazem Rashed, Egypt |
| 12:15 | Immunomodulatory agents in OSD
Mervat El Shabrawy, Egypt |
| 12:30 | Keynote lecture on OSD: Inflammation and ocular surface
Sihem Lazreg, Algeria |

Wednesday

DAY 1 | 24 APRIL 2024

Session
3

11:30 - 13:00

Hall A - (Al Saraya 1)

Cataract 1: Excellence in Action: Complex Cases Handled by International Experts

Moderator: Ahmed Assaf
Chairpersons: Alaa El Zawawi, Fathy Fawzy, Ismail Hamza

- | | |
|-------|---|
| 11:30 | Misaligned toric IOL
David F. Chang, USA |
| 11:45 | Toric IOL Surprise, what's next?
Harbansh Lal, India |
| 12:00 | Capsular phimosis management
Hatem Ammar, Egypt |
| 12:15 | Dislocated IOL
Ahmed Assaf, Egypt |
| 12:30 | IOL exchange
Ahmed El Massry, Egypt |
| 12:45 | Ametropic surprise after premium IOL
James Bradley Randleman, USA |

Free Paper

3

11:30 - 13:00

Hall C - (Abdeen)

Free Paper III: Anterior Segment & Refractive Surgery

Chairpersons:

Ashraf Elshayeb, Ehab Yacoub, Hamdy Elgazar, Mahmoud Abdel Badie

- | | |
|-------|--|
| 11:30 | Evaluation of keratoplasty in the pediatric age group
Ahmed Khattab, Egypt |
| 11:37 | Comparative analysis of lensectomy with scleral fixation versus cionni ring fixation for the management of hereditary lens subluxation
Ahmed Samir, Egypt |
| 11:44 | Deep anterior lamellar keratoplasty (DALK) for macular corneal dystrophy, Three years results
Ayman Nasr, Egypt |
| 11:51 | Evaluation of anterior segment pentacam changes before and after phacoemulsification versus combined phacotrabeulectomy in primary angle-closure glaucoma
Mohamed Salah Korishy, Egypt |
| 11:58 | Aspheric vs combined customized + aspheric surface ablation for moderate myopia (Clinical trial)
Khaled Ahmed Nagy, Egypt |
| 12:05 | Epithelial mapping changes after photorefractive keratectomy versus after Femto-SMILE for myopia
Safaa Mohamed Abozahra, Egypt |
| 12:12 | Evaluation of phacoemulsification with intravitreal injection of bevacizumab in diabetic patients with cataract and clinically significant macular edema
Sahar Abd El Monem, Egypt |
| 12:19 | Functional results after descemet's membrane endothelial keratoplasty (DMEK) in a real-world practice: Two years of experience
Rachid Bouchikh El Jarroudi, Spain |
| 12:26 | Surgical treatment of a large-angle post traumatic hypertropia by the inverse Knapp procedure
Viola Dohvoma, Cameroon |
| 12:33 | Discussion |

Wednesday

DAY 1 | 24 APRIL 2024

Course

4

11:30 - 13:00

Hall 1 - (Montazah 1,2)

Retina: Vitrectomy From A-Z

Moderator:

Ahmed Habib

- | | |
|-------|---|
| 11:30 | Basics and secrets of vitrectomy machines machines
Ahmed Habib, Egypt |
| 11:39 | Visualition, microscopes and viewing systems
Ahmed Mansour, Egypt |
| 11:48 | Vitrectomy basics: Head positioning, trocar insertions, removal, laser
Mohamed Salah, Egypt |
| 11:57 | Vitrectomy basics: Core, shave, PVD FAX
Omneya Ashraf, Egypt |
| 12:06 | Surgical retina: Retinal detachments
Tarek Mamoun, Egypt |
| 12:15 | Surgical retina: Diabetics
Mohamed Tawfik, Egypt |
| 12:24 | Surgical retina: Macular surgery
Ahmed Habib, Egypt |
| 12:33 | Intraocular tamponades and how to be smart using them
Eman Samir, Egypt |
| 12:42 | Instruments
Ahmed Habib, Egypt - Ahmed Mansour, Egypt |
| 12:51 | Conclusion & what is new in 3D vitrectomy
All Speakers |

**Course
5**

11:30 - 13:00

Hall 2 - (Montazah 3,4)

**Glaucoma: Congenital Glaucoma:
Pediatric Glaucoma Surgery: Pearls and Mishaps**

Moderator:

Yasmine El Sayed

- | | |
|-------|---|
| 11:30 | Picking the right surgery
Tarek Ragaie, Egypt |
| 11:38 | Discussion |
| 11:40 | Trabeculotomy: Tips and tricks
Ahmed Samy Elwehidy, Egypt |
| 11:48 | Trabeculotomy: Troubleshooting
Yasmine El Sayed, Egypt |
| 11:56 | Discussion |
| 12:00 | GATT: Tips and tricks
Ghada Gawdat, Egypt |
| 12:08 | GATT: Troubleshooting
Hala El-Hilali, Egypt |
| 12:16 | Discussion |
| 12:20 | Trabeculectomy: Tips and tricks
Nader Bayoumi, Egypt |
| 12:28 | Trabeculectomy: Troubleshooting
Nada Medhat, Egypt |
| 12:36 | Discussion |
| 12:40 | Glaucoma drainage devices: Tips and tricks
Tarek Shaarawy, Switzerland |
| 12:48 | Glaucoma drainage devices: Troubleshooting
Ahmed Mostafa Abdelrahman, Egypt |
| 12:56 | Discussion |

Wednesday

DAY 1 | 24 APRIL 2024

Course 6

11:30 - 13:00

Hall 3 - (Al Manial)

Investigation: Ocular Ultrasound

Moderator: Azza Ismail Sedkey

- 11:30 Basics of ophthalmic ultrasonography
Nagla Hassan, Egypt
- 11:45 Echographic findings in vitreo-retinal disorders
Yehia Khairat, Egypt
- 12:00 Echographic evaluation of intraocular tumours
Hala El Cheweihk, Egypt
- 12:15 Pediatric ocular ultrasound tips and tricks
Aysar Fayed, Egypt
- 12:30 Echographic evaluation of optic nerve diseases
Shaymaa Hassan, Egypt
- 12:45 Biometry in special cases
Azza Ismail Sedkey, Egypt

Course 7

11:30 - 13:00

Hall 4 - (San Souci 1)

Cornea: Penetrating Keratoplasty: From Basic to Advanced

Moderator: Alaa Ghaith

- 11:30 Preoperative evaluation and preparation
Alaa Ghaith, Egypt
- 11:45 Basic penetrating keratoplasty technique
Mohamed Bahgat, Egypt
- 12:00 Suturing techniques in keratoplasty
Mohamed Kolaib, Egypt
- 12:15 Triple procedure
Hazem Yassin, Egypt
- 12:30 Penetrating keratoplasty in special situations
Rania Sobhi, Egypt
- 12:45 Discussion



13:00 - 14:00

Coffee Break



مركز طبية
Thebes Center



meridian 
medical



Leica
MICROSYSTEMS



SciCan



Geuder®
Precision made in Germany



 HEINE
OPTOTECHNIK



 SURGICAL CHAIRS & TABLES
FOR PROFESSIONALS
OSYS



HEIDELBERG
ENGINEERING



ACCUTOME®
"Where The Difference Is Visible"



 MeccanotticaMazza
ambienti oftalmici



 ROLAND
CONSULT
Electrophysiological diagnostic SYSTEMS

Wednesday

DAY 1 | 24 APRIL 2024

Keynote Lecture 1

14:00 - 14:30

Hall A - (Al Saraya 1)

Keynote Lecture I

Chairperson: Ahmed El Massry

14:00 Frugal innovation - Tackling ophthalmology's greatest challenges
David F. Chang, USA

Symposium 1

14:00 - 14:30

Hall B - (Al Hembra)

Pharco Symposium

Moderator: Ahmad Khalil

14:00 Optimizing glaucoma medical therapy
Ahmed Mostafa Abdelrahman, Egypt



Keynote Lecture 2

14:00 - 14:30

Hall C - (Abdeen)

Keynote Lecture II

Chairperson: Hamdy Elgazar

14:00 Myopic foveoschisis. Clinical aspects and management
Mustapha Djabour, Algeria

14:20 Discussion

**Course
8**

14:00 - 15:30

Hall 1 - (Montazah 1,2)

Cataract: Basic Phaco

Moderator:

Alaa El Zawawi

- | | |
|-------|---|
| 14:00 | Phacodynamics
Bassem Fayez, Egypt |
| 14:09 | Wound construction and closure
Bassem Fayez, Egypt |
| 14:18 | Capsulorhexis and hydromanouvers
Alaa Abdallah, Egypt |
| 14:27 | Nucleus management D&C
Rasha Moussa, Egypt |
| 14:36 | Nucleus management stop & chop
Rasha Moussa, Egypt |
| 14:45 | Nucleus management horizontal chop
Khaled Khalifa, Egypt |
| 14:54 | Nucleus management vertical chop
Khaled Khalifa, Egypt |
| 15:03 | Nucleus management special technique
Tarek Abdel Razek, Egypt |
| 15:12 | Rupture posterior capsule
Khaled Khalifa, Egypt |
| 15:21 | Complete case
Alaa El Zawawi, Egypt |

**Course
9**

14:00 - 15:30

Hall 2 - (Montazah 3,4)

Refractive: Post LASIK Ectasia

Moderator:

Magdy Khallaf

- | | |
|-------|--|
| 14:00 | Risk factors and prevention
Magdy Khallaf, Egypt |
| 14:20 | Corneal biomechanics
Mohamed Elhaw, Egypt |
| 14:40 | Epithelial mapping and diagnosis
Hossam Ziada, Egypt |
| 15:00 | Management
Medhat Shawky, Egypt |
| 15:20 | Discussion |

Wednesday

DAY 1 | 24 APRIL 2024

Course 10

14:00 - 15:30

Hall 3 - (Al Manial)

Investigation: OCT and OCTA Updates in Different Retinal Diseases

Moderator: Marwa Mahmoud Abdellah

- 14:00 OCT of pediatric cases
Hamdi Elkomy, Egypt
- 14:12 OCT and OCTA updates in macular ischemia
Rania Estawro, Egypt
- 14:24 OCT and OCTA updates in CSCR
Amira Mostafa, Egypt
- 14:36 OCT and OCTA updates in diabetic macular edema
Marwa Mahmoud Abdellah, Egypt
- 14:48 OCT and OCTA in inherited retinal diseases
Caroline Tawfik, Egypt
- 15:00 OCT and OCTA updates in vitreomacular abnormalities
Ziad El Daly, Egypt
- 15:12 OCT and OCTA updates in perifoveal vascular abnormalities
Reem Mohsen, Egypt
- 15:24 Discussion

Course 11

14:00 - 15:30

Hall 4 - (San Souci 1)

Ophthalmic Emergencies

Moderator: Fayrouz Aboalazayem

- 14:00 "Corneal infections" How to deal?
Yehia Salah, Egypt
- 14:17 Rupture globe from A to Z
Marwa Elsayed Soliman, Egypt
- 14:34 Glaucoma emergency ... Not just elevated IOP
Fayrouz Aboalazayem, Egypt
- 14:51 Traumatic cataract ... Different situations
Paula Sameh, Egypt
- 15:08 Oculoplastic emergencies
Rokaya Emad, Egypt

Each speaker has 12 minutes followed by 5 minutes discussion

Wetlab 1

14:00 - 17:00

Wetlab - (Mamouniah)

Glaucoma Wetlab (Sponsored by Orchidia)



Excellence in Quality

OPTOMED

AURORA®
Saving Sight
The most versatile fundus
camera ever made



LKC

TECHNOLOGIES
VISION DEFINED™

RETeval® Device

The only FDA cleared
non-mydratic
flash & flicker
ERG/VEP device



Frey



Automated perimetry

POTEC

PRK - 7000

AUTO
Refractometer
Keratometer



VIEW TEC
شيو تلع

info@viewtec.co
viewtec.eg@gmail.com
www.viewtec.co



02 26443361

011 15033763



Wednesday

DAY 1 | 24 APRIL 2024

Session
4

14:30 - 16:00

Hall A - (Al Saraya 1)

Pediatric Ophthalmology 1: Pediatric Ophthalmology: The Road to The Future

Moderator:
Panelists:

Heba Fouad
Adel Alei Eldin, Ghada Gawdat

- | | |
|-------|---|
| 14:30 | What's new in strabismus
Huban Atilla , <i>Turkey</i> |
| 14:38 | OCT for the pediatric eye
Dina Elfayoumi , <i>Egypt</i> |
| 14:46 | Older and newer techniques for the management of ectopia lentis
Nihal Shakankiri , <i>Egypt</i> |
| 14:54 | Updates on cortical visual impairment
Sherin Sadek , <i>Egypt</i> |
| 15:02 | Discussion |
| 15:10 | Artificial intelligence in pediatric ophthalmology
Mohamed El-Sada , <i>Egypt</i> |
| 15:28 | Updates on retinoblastoma
Dina Hossam Hassanein , <i>Egypt</i> |
| 15:36 | Inherited retinal diseases: The road less travelled
Caroline Tawfik , <i>Egypt</i> |
| 15:44 | Future perspectives in ROP
Mariam El Feky , <i>Egypt</i> |
| 15:52 | Discussion |

**Session
5**

14:30 - 16:00

Hall B - (Al Hambra)

Glaucoma 1: Glaucoma Management: The Essentials

Moderator: Ahmed Mostafa Abdelrahman
Chairperson: Manoj Chandra Mathur
Panelists: Ahmad Khalil, Hany Elebiary

14:30 Glaucoma algorithm/workflow for the general ophthalmologist

Mahmoud Rateb, Egypt



14:40 When to treat aggressively

Nader Bayoumi, Egypt

14:50 Glaucoma drops landscape in Egypt

Omar Magdy, Egypt

15:00 First line treatment

Shaimaa Ibrahim, Egypt

15:10 Maximal medical therapy: My own rules

Tarek Eid, Egypt

15:20 Iridotomy, iridoplasty, SLT, cyclodestruction: When and how?

Abdel Hamid El Hofi, Egypt

15:30 Current available surgical choices in Egypt

Nada Medhat, Egypt

15:40 Measuring IOP: How and what is the future?

Aberkane Jalal, Algeria

15:50 Discussion

Wednesday

DAY 1 | 24 APRIL 2024

Session
6

14:30 - 16:00

Hall C - (Abdeen)

Medical Retina and Imaging Updates

Moderators: Alaa Fathy, Hamdy Elgazar, Wael El-Haig, Yasser Serag

- | | |
|-------|---|
| 14:30 | Anti VEGF updates: are we missing something?
Yasser Serag, Egypt |
| 14:40 | Intravitreal injections in vitrectomized eyes
Alaa Fathy, Egypt |
| 14:50 | Neovascular (wet) ARMD update
Wael El-Haig, Egypt |
| 15:00 | Dry AMD update: The Era of IV injection
Hamdy Elgazar, Egypt |
| 15:10 | DME management updates
Amr Bessa, Egypt |
| 15:20 | Eye manifestations of carotid artery disease. What do we know?
Tamer Fikry, Egypt |
| 15:30 | OCTA and UWF imaging update
Rania Estawro, Egypt |
| 15:40 | Discussion |

**Course
12**

15:30 - 17:00

Hall 1 - (Montazah 1,2)

Uveitis: Practical Tips in Ocular Sampling and Treatment of Uveitis

Moderator:

Doaa Maamoun Ashour

15:30

Ocular sampling tips and tricks
Noha Abdul-Khaliq, Egypt

15:45

Diagnostic and therapeutic interventions in uveitis
Ahmed Mansour, Egypt

16:00

Antimicrobials for infective uveitis: A treat to target strategy
Marwa Abdel Karim, Egypt

16:15

Optimizing systemic therapy of non-infectious uveitis
Rahma Elziaty, Egypt

16:30

Steroids in uveitis; a double-edged sword
Doaa Maamoun Ashour, Egypt

16:40

Real case scenarios
Doaa Maamoun Ashour, Egypt

16:50

Discussion

Wednesday

DAY 1 | 24 APRIL 2024

Course
13

15:30 - 17:00

Hall 2 - (Montazah 3,4)

Investigation: Electrophysiology

Moderator: Azza Shehab

- | | |
|-------|--|
| 15:30 | Introduction
Azza Shehab, Egypt |
| 15:42 | Genotype-phenotype correlation of rod/cone dystrophy in syndromic and non syndromic (RP) dystrophy
Randa El Mofty, Egypt |
| 15:54 | Genotype-phenotype correlation in cases with negative ERG
Randa Hesham, Egypt |
| 16:06 | Genotype-phenotype correlation of localized maculopathies
Marwa Abdel Shafey, Egypt |
| 16:18 | Genotype phenotype correlation of cone dysfunction syndromes
Azza Shehab, Egypt |
| 16:30 | Genotype phenotype correlation of optic neuropathies
Amr Ahmad, Egypt |
| 16:42 | Electrophysiology in neurophthalmology
Mai Abdelnabi, Egypt |
| 16:54 | Discussion |

**Course
14**

15:30 - 17:00

Hall 3 - (Al Manial)

Retina: Diabetic Retinopathy from A to Z

Moderator:

Hassan Mohamed Hegazy

- 15:30 Pathogenesis and classification
Ahmed Sobhy, Egypt
- 15:39 Multiple image modalities in diagnosis
Mohamed Shikhoun, Egypt
- 15:48 Treatment options for PDR
Ahmed H. Aldghaimy, Egypt
- 15:57 Laser treatment
Mohamed Hassanien, Egypt
- 16:06 Targeting the vitreoretinal interface in diabetics
Mohamed Nagy, Egypt
- 16:15 Intravitreal injections
Hassan Mohamed Hegazy, Egypt
- 16:24 Ozurdex in diabetic macular oedema
Mohamed Abd Al Hamid, Egypt
- 16:33 Vitrectomy in diabetics
Mahmoud Khalil, Egypt
- 16:42 Preferred practice pattern in DR management
Ahmed Shawkat, Egypt
- 16:51 When to start and when to change your policy
Karim Rizk, Egypt

Wednesday

DAY 1 | 24 APRIL 2024

Course
15

15:30 - 17:00

Hall 4 - (San Souci 1)

Research Ethics Course

Moderator: Mervat El Shabrawy

- | | |
|-------|---|
| 15:30 | Overview of the Egyptian law of medical research and its executive regulation
Azza Saleh, Egypt |
| 15:50 | Applying for ethical approval: Basic principles
Hany Sleem, Egypt |
| 16:10 | Risk assessment in clinical research
Tamer Hefnawy, Egypt |
| 16:30 | Informed consent in clinical research
Mervat El Shabrawy, Egypt |
| 16:50 | Discussion |



متفوتش عروض المؤتمر وجهاز عيادتك!

عروض الكومبو



عرض الآلات الجراحية
١٠ آلات
عليهم آلة هدية!
٥ آلات
وخصم 50%
على السادسة

عدد أكبر يعني
خصم أكبر
جمع أصدقائك
واحصلوا على
أعلى الخصومات



عروض الأصدقاء

أنظمة سداد
كاش وتقسيت
مناسبة للجميع

عروض العيادة الكاملة



إحصل على
خصم خاص
عند تجهيز العيادة
بالكامل

Our Partners



BVI



IRIDEX



TOPCON
Healthcare

Malosa® | Vitreo | Keeler | **VOLK** | **NEITZ** | METROVISION



Rexxam

APPASAMY ASSOCIATES

MAGNON

CIOM



F.I.S.O.

INSIGHT
Medical Supplies Co.

MV
MediWorks



**WHEN
ELEGANCE , QUALITY
&
DURABILITY
MEET ALL BUDGETS**



INSIGHT MEDICAL SUPPLIES CO.

Tel : 0225169145 / 6

Mob : 01112333491



www.insightmeds.com



KANGHUA



APS-T00

Projection Perimeter

- 3 min Fast Vision Screening Test.
- Colored Perimetry (Red, Blue and White).
- Static & Dynamic Perimetry.

INSIGHT MEDICAL SUPPLIES CO.

Tel : 0225169145 / 6
 Mob : 01112333491



www.insightmeds.com

Wednesday

DAY 1 | 24 APRIL 2024

Symposium 2

16:00

16:00 - 16:30

Orchidia Symposium

Infection with a novel conqueror
Ahmed Shama, Egypt

Hall B - (Al Hambra)



Course 16

16:00

16:00 - 17:00

PC Rupture and Zonulopathy Conquering Capsule Complications: My Best Teaching Videos

Chairperson:

Ahmed Ghoneim

PC rupture and zonulopathy conquering capsule complications:
My best teaching videos
David F. Chang, USA

Hall C - (Abdeen)

Keynote Lecture 3

16:30

16:40

16:50

16:30 - 17:00

Keynote Lecture III

Chairpersons:

Khaled Mourad, Said Gomaa

Oops moments during vitreoretinal surgery
Lalit Kumar Verma, India

Case based approach to post-operative endophthalmitis
Lalit Kumar Verma, India

Discussion

Hall A - (Al Saraya 1)

Session

7

16:30 - 18:30

Hall B - (Al Hambra)

Cornea 1: Keratoplasty Updates

Moderator:

Mahmoud Ismail

16:30

Introduction
Mahmoud Ismail, Egypt

16:35

Difficult PK
Tamer El Raggal, Egypt

16:53

Pearls to successful big bubble DALK
Alaa Eldanasoury, KSA

17:11

DALK nightmare
Ahmed Saeed, Egypt

17:29

Keratoconus, thinking outside the cone
Waleed Abou Samra, Egypt

17:47

DMEK to the rescue in difficult situations
Tarek Katamish, Egypt

18:05

Endothelial replacement in high risk situations
Björn Olov Bachmann, Germany

18:23

Discussion

Wednesday

DAY 1 | 24 APRIL 2024

Session 8

17:00 - 18:30

Hall A - (Al Saraya 1)

Surgical Retina Panel 1: Posterior Segment Complications of Anterior Segment Surgery

Moderator:
Panelist:

Mohsen Abou Shousha
Alaa El Zawawi, Ashraf Shaarawy, Khaled Khalifa, Lalit Kumar Verma,
Mostafa Nabih, Ramzi Avci, Samir El Baha, Sherif Dabbour, Yasser Serag

Course 17

17:00 - 18:00

Hall C - (Abdeen)

Mastering Phaco Chop - Pearls and Pitfalls

Chairperson:

Hatem Ammar

17:00

Mastering Phaco Chop - Pearls and Pitfalls
David F. Chang, USA

Course 18

17:00 - 18:30

Hall 1 - (Montazah 1,2)

Cataract: Management of Aphakia

Moderator:

Ahmed Mansour

17:00

Biometry in aphakia and literature review for different IOL options
Abdelrhman Shams, Egypt

17:10

Mesh fixated IOLS "My way"
Hisham Gharib, Egypt

17:20

PMMA fixated IOL (Using old lens in new way)
Mohamed Kabeel, Egypt

17:30

Flanged IOL "From A-Z"
Mohamed Nabil, Egypt

17:40

Trocar assisted flanged IOL fixation
Karim Magdy, Egypt

17:50

Iris fixated IOL (Is it still a valid option)
Ahmed Mansour, Egypt

18:00

Open sky IOL fixation
Mohamed Ibrahim Saleh, Egypt

18:10

Management of aphakia in pediatric age group
Mostafa Azzab, Egypt

18:20

Discussion

**Course
19**

17:00 - 18:30

Hall 2 - (Montazah 3,4)

Refractive: Understanding ReLEX SMILE

Moderator: Ahmed Ghoneim

- 17:00** Difficult situations with Relex Smile, How to deal?
Ahmed Ghoneim, Egypt
- 17:12** Smile re-treatment
Ahmed Sedky, Egypt
- 17:24** Basics of FemtoSMILE surgery
Ahmed El Massry, Egypt
- 17:36** Smile complications
Ayman Abdelrahman, Egypt
- 17:48** Tips for successful femtosmile
Abdelrahman Elsebaey, Egypt
- 18:00** SMILE: The comfort zone
Abdel Monem Hamed, Egypt
- 18:12** Long term results/smile beyond myopia and astigmatism
Osama Ibrahim, Egypt
- 18:24** Discussion

**Course
20**

17:00 - 18:30

Hall 3 - (Al Manial)

Neuro-Ophthalmology: Vision Rehabilitation Challenges

Moderator: Boshra Elbayoumi

- 17:00** Low vision aids are not the only solution but they are parts of vision rehabilitation
Alaa Saleh, Egypt
- 17:18** Be my eyes (Mobile applications for the visually impaired)
Shahenda Elgharabawy, Egypt
- 17:36** Prevention of vision impairment by proper orthoptic therapy for children with bilateral amblyopia
Rabab Elsoht, Egypt
- 17:54** Visual rehabilitation of CVI cases, is it beneficial?
Esraa Samy, Egypt
- 18:12** What is vision restoration: Updated modalities, surgical and non surgical
Boshra Elbayoumi, Egypt

Wednesday

DAY 1 | 24 APRIL 2024

Course
21

17:00 - 18:30

Hall 4 - (San Souci 1)

Investigation: Optimal Use of Ophthalmic Investigative Tools for Accurate Diagnosis

Moderator: Zeinab El Sanabary

- 17:00 Optimal use of investigations for diagnosis and follow-up of glaucoma
Zeinab El Sanabary, Egypt
- 17:15 Optimal use of OCTA in macular disorders
Karim Adly, Egypt
- 17:30 Optimal investigations in pediatric disorders
Nihal Adel Hassan, Egypt
- 17:45 Optimal investigations in Dry AMD
Tarek Hemeida, Egypt
- 18:00 Optimal use of investigations in hereditary retinal dystrophies
Shaymaa Hassan, Egypt
- 18:15 Discussion



18:30

Lunch

Loteranol Comp

Loteprednol Etabonate 0.5%
Tobramycin 0.3%

- **Innovative Combination of Loteprednol Etabonate & Tobramycin:**
 - Relieves BKC symptoms as Dexamethasone/ Tobramycin but with minimal effect on IOP
- FDA approved for steroids responsive cases

DOSE

4 – 6 times for
2 weeks



loteranol 0.5%

Loteprednol Etabonate 0.5%

- **Novel Retro-metabolic corticosteroid guarantees:**
 - High efficacy as prednisolone
 - Safety profile as Fluorometholone
- For Post LASIK management & VKC cases

DOSE

4 times for
2 Weeks



Orchamethasone

Dexamethasone dihydrogen phosphate
disodium 0.0985%

- (Dexamethasone phosphate 0.1%) has potent anti-inflammatory properties totally preservative free
- is corticosteroid with higher anti-inflammatory potency than prednisolone and hydrocortisone
- is reducing inflammation post refractive surgery without increasing Intraocular pressure
- is a part of regimen for treating Meibomian Gland Dysfunction when prescribed with Azithrochidia and Polyfresh Extra

DOSE

2-4 times daily,
Dose can be extended
up to 6 times according
to severity.



Ocubesiflox

Besifloxacin 0.6%

- is an Advanced 4th Generation Fluoroquinolone.
- has greater MIC90 tear concentration over 12 hours for both susceptible and resistant pathogens.
- is the best management choice for PKIK, PRK & CXL due to its superiority against Gm +ve Bacteria.
- is formulated only for ocular use, thus limits the Emergence likelihood of Bacterial Resistance.
- with the power of Carbomer shows prolonged residence time on the ocular surface, atypical bacteria in bacterial keratitis.

DOSE

1 Drop 3 Times Daily



Thursday

DAY 2 | 25 APRIL 2024

Lecture 1

09:00 - 09:30

Hall A - (Al Saraya 1)

Shams-Al-Deen Glaucoma Memorial Lecture

Introduced By: Ahmed El Massry

- 09:00 Awardee
André Mermoud, *Switzerland*
- 09:20 Discussion

Session 9

09:00 - 11:00

Hall B - (Al Hambra)

Cataract: Cataract with Ocular Co-Morbidities

Moderator: Ahmed Ghoneim
Chairpersons: Ahmad Alfoudari, Ashraf Sewelam, Dimitri T. Azar, Mostafa Nabih

- 09:00 Cataract with glaucoma
Ahmed Mostafa Abdelrahman, *Egypt*
- 09:10 Cataract and uveitis
Tarek Abdel Razek, *Egypt*
- 09:20 Anterior vitrectomy in complicated cataract surgery
Ashraf Sewelam, *Egypt*
- 09:30 Cataract in corneal haze
Namrata Sharma, *India*
- 09:40 Phaco in hard cataract
Harbansh Lal, *India*
- 09:50 IOL types with keratoplasty
Faisal Aljassar, *Kuwait*
- 10:00 Cataract with weak zonules
Ahmed Ghoneim, *Egypt*
- 10:10 Cataract with small pupil
Dimitri T. Azar, *USA*
- 10:20 Cataract with posterior segment problems
Mostafa Nabih, *Egypt*
- 10:30 Cataract with congenital posterior capsular defect
Nihal Shakankiri, *Egypt*
- 10:40 Cataract after refractive surgery
Tamer El Raggal, *Egypt*
- 10:50 Discussion

**Session
10**

09:00 - 11:00

Hall C - (Abdeen)

Young Ophthalmologists

Chairpersons: Ashraf K. Al-Hussaini, Gamal Abdelatif, Hesham El Goweini, Mervat El Shabrawy

- | | |
|--------------|---|
| 09:00 | Effect of topical Ibuprofen 0.1% on reduction of macular oedema
Hosam M. Abdel-Badie, Egypt |
| 09:08 | Different phenotypes of Coat's disease
Asmaa Soliman Mohammed, Egypt |
| 09:16 | Macular changes by optical coherence tomography after ranibizumab treatment in type 1 retinopathy of prematurity
Rawan Hosny, Egypt |
| 09:24 | Conjunctivitis associated with skin lesions
Mohamed Fawzy Almoghanny, Egypt |
| 09:32 | Prevalence, systemic and ocular associations of predominantly peripheral lesions (PPL) in egyptian patients with early diabetic retinopathy
Heba Abdelaziz Mahmoud, Egypt |
| 09:40 | The great mimicker
Omar Khairy Abdel Hameed, Egypt |
| 09:48 | Your eyes can also see you
Mohamed Sherif Ahmed, Egypt |
| 09:56 | An old enemy, returns!
Hind Amin, Egypt |
| 10:04 | Can UWF imaging be life saving?
Khaled Aboushousha, Egypt |
| 10:12 | One more investigation can save patient's eye
Mohamed Salah Helal, Egypt |
| 10:20 | Spotting a subtle sign in neurofibromatosis type 1 on multimodal imaging: Insights from a case report
Nader Nabil Kamel Hindi, Egypt |
| 10:28 | 10/0 Straight prolene needle for retropupillary iris-claw ARTISAN IOL implantation
Ismael Bakkali El Bakkali, Spain |
| 10:36 | Biomechanical analysis of corvis tonometry parameters in patients with hypotony
Rachid Bouchikh El Jarroudi, Spain |
| 10:44 | Discussion |

Course
22

09:00 - 10:30

Hall 1 - (Montazah 1,2)

Cornea: Surgical Treatment Updates in Infective Keratitis

Moderator:

Ramy Awad Elbassiouny

09:00

Introduction
Ramy Awad Elbassiouny, Egypt

09:10

Targeted therapy (Intracorneal & intracameral)
Ashraf Borai, Egypt

09:25

Conjunctival flaps and free grafts Amniotic membrane transplantation
Amr Saeed, Egypt

09:40

Corneal gluing and therapeutic keratoplasty
Rania Kamel, Egypt

09:55

PACK-CXL, where we stand
Ahmed El Massry, Egypt

10:10

Discussion

**Course
23**

09:00 - 11:00

Hall 3 - (Al Manial)

Cornea: Approach to The Most Feared: Corneal Ulcers

Moderator:

Engy M. Mostafa

09:00

Corneal defenses
Engy M. Mostafa, Egypt

09:07

Discussion

09:12

In the battle with bacterial keratitis: Never give up
Islam Saad Ahmad, Egypt

09:22

Discussion

09:27

The tricky viral keratitis
Engy M. Mostafa, Egypt

09:37

Discussion

09:42

Fungal keratitis: A grave medical emergency in our Locality
Amr Mounir, Egypt

09:52

Discussion

09:57

Acanthameba Keratitis; clinical diagnosis and management
Sarah Azzam, Egypt

10:07

Discussion

10:12

Plan B for Microbial keratitis treatment
Mohamed Saad, Egypt

10:22

Discussion

10:27

Surgical decision in infective keratitis
Sherief Hosny Ahmed, Egypt

10:37

Discussion

**Course
24**

09:00 - 11:00

Hall 4 - (San Souci 1)

**Cataract: Extracap & Manual Small Incision: Modern ECCE
Step Towards Phacoemulsification**

Moderator: Ahmed Mostafa Ismail

09:00 Capsular surgery
Ahmed Mostafa Ismail, Egypt

09:20 Introduction to small incision cataract surgery
Mohamed Shehata Hussien, Egypt

09:40 MSICS can change the map!!
Hossam Ziada, Egypt

10:00 Why SICS: A technique for all cataracts
Mahmoud Morsi, Egypt

10:20 Phaco, ECCE To & fro
Mohamed El Ashry, Egypt

10:40 IOL types
Hazem Elbedewy, Egypt

**Session
11**

09:30 - 11:00

Hall A - (Al Saraya 1)

Glaucoma 2: Perfecting your Glaucoma Management

**Moderator:
Panelists:**

Tarek Shaarawy
Ahmed Hossam, Amr Samir, Yasmine El Sayed

09:30

Simple surgical tips to save the day:
Dedicated to the memory of Prof. Gehad El Nahri
Tarek Shaarawy, Switzerland



09:45

Micropulse: Is it an option for us?
Ahmed Mostafa Abdelrahman, Egypt



10:00

Next generation tubes
André Mermoud, Switzerland

10:15

Communicating with your glaucoma patients
Tarek Aboulnasr, Egypt

10:30

Ocular surface disease and the glaucoma patient
Mohamed Hosny, Egypt

10:45

Me, my field and my OCT
Mai Sharawy, Egypt

10:45

Choosing between OCT and visual fields
Alia Nouredine, Egypt

**Wetlab
2**

10:30 - 13:00

Wetlab - (Mamouniah)

Keratoplasty Wetlab (Sponsored by Orchidia)



Session
12

11:00 - 13:00

Hall A - (Al Saraya 1)

American Academy of Ophthalmology

Chairperson: Ahmed El Massry
Co-Chairperson: Mahmoud Ismail
Coordinator: Alaa Eldanasoury



AMERICAN ACADEMY
OF OPHTHALMOLOGY®



- | | |
|-------|--|
| 11:00 | Welcome address
Ahmed El Massry, Egypt |
| 11:03 | Introduction to the session and speakers
Alaa Eldanasoury, KSA |
| 11:06 | Phaco with shallow AC - My top 5 pearls
David F. Chang, USA |
| 11:14 | Cataract surgery after refractive surgery: Principles for success
James Bradley Randleman, USA |
| 11:22 | Management of pediatric cataract
Jamal Hassan Bleik, Lebanon |
| 11:30 | Recent advances in AI and microelectronics in ophthalmology
Dimitri T. Azar, USA |
| 11:38 | Discussion |
| 11:48 | Hybrid monovision in multifocal IOL
Kimiya Shimizu, Japan |
| 11:56 | Toric IOL misalignment - Prevention and management
David F. Chang, USA |
| 12:04 | Complications of pediatric cataract surgery
Jamal Hassan Bleik, Lebanon |
| 12:12 | Discussion |
| 12:22 | Revisiting the global consensus on keratoconus recommendations for subclinical KC diagnosis
James Bradley Randleman, USA |
| 12:30 | Development of Hole ICL and how to select ICL size
Kimiya Shimizu, Japan |
| 12:38 | Smart lenses for glaucoma and presbyopia
Dimitri T. Azar, USA |
| 12:46 | Discussion |
| 12:56 | Conclusion of the session |

**Session
13**

11:00 - 13:00

Hall B - (Al Hambra)

Pediatric Ophthalmology 2: International Strabismological Association Symposium: Novel and Alternative Surgical Techniques

**Moderators:
Panelists:**

Giovanni Battista Marcon, Rasha Zedan
Ahmed Awadein, Alejandra de Alba Campomane, Amr Elkamshoushy,
Dominique Thouvenin, Gillian Adams, Giovanni Battista Marcon,
Hala El-Hilali, Rehab Kasem

- | | |
|--------------|--|
| 11:00 | Combined recession-resection on the same lateral rectus for the treatment of intermittent exotropias
Dominique Thouvenin, France |
| 11:12 | Stepped strabismus surgery
Amr Elkamshoushy, Egypt |
| 11:24 | Discussion |
| 11:30 | Periosteal fixation in third nerve palsy
Gillian Adams, UK |
| 11:42 | Alternative techniques in third nerve palsy
Ahmed Awadein, Egypt |
| 11:54 | Discussion |
| 12:00 | Muscle union technique for sixth nerve palsy
Giovanni Battista Marcon, Italy |
| 12:12 | Modified nishida for MED
Hala El-Hilali, Egypt |
| 12:24 | Discussion |
| 12:30 | Treatment options for convergence insufficiency exotropia
Alejandra de Alba Campomane, USA |
| 12:42 | 2-snip and 3-snip myotomy of IO
Rehab Kasem, Egypt |
| 12:54 | Discussion |

Thursday

DAY 2 | 25 APRIL 2024

Course 25

11:00 - 12:30

Hall C - (Abdeen)

Non Penetrating Trabecular Surgery

Moderators:
Panelists:

Ahmed Salah, Mahmoud Genaidy
Abdel Hamid El Hofi, André Mermoud, Mohamed Sayed, Tarek Eid,
Tarek Shaarawy

Course 26

11:00 - 12:30

Hall 2 - (Montazah 3,4)

Oculoplastic: Upper and Lower Blepharoplasty and Beyond

Moderator:

Essam Eltoukhy

11:00

Step by step from anesthesia to closure
Michael Yen, USA

11:45

Adjuvants & injections
Essam Eltoukhy, Egypt

Course 27

11:00 - 13:00

Hall 3 - (Al Manial)

Cornea: DALK from Scratch to Perfection

Moderator:

Hisham Gharib

11:00

Indications, trephination and suturing techniques
Moataz Wessam, Egypt

11:15

Techniques for DALK: Big bubble and manual dissection
Mohamed Ibrahim Saleh, Egypt

11:30

When descemnt opens
Hisham Gharib, Egypt

11:45

When descemnt opens
Mouamen Mostafa Seleet, Egypt

12:00

DALK plus
Mohamed Kabeel, Egypt

12:15

DALK plus
Mouamen Mostafa Seleet, Egypt

12:30

Postoperative management of astigmatism
Mouamen Mostafa Seleet, Egypt

12:45

Discussion

**Course
28**

11:00 - 12:30

Hall 4 - (San Souci 1)

Retina: Pigmented Uveal Mass Mystery

Moderator:
Panelists:

Hany Hamza
Ayman Khattab, Tamer Macky

- 11:00 Pigmented iris lesion ... when to refer?
Islam Swaify, Egypt
- 11:08 Ciliary body melanoma ... when to suspect
Salma Fekry, Egypt
- 11:16 Pigmented fundus lesion ... diagnostic dilemma
Abdussalam Mohsen, Egypt
- 11:24 Uveal mass imaging
Alia Noureldine, Egypt
- 11:30 Uveal mass imaging
Shaymaa Hassan, Egypt
- 11:38 Outline of uveal melanoma management
Dina Hossam Hassanein, Egypt
- 11:46 Cases from real life: Rpe adenoma
Salma Fekry, Egypt
- 11:54 Cases from real life: Melanocytoma
Islam Swaify, Egypt
- 12:02 Discussion

**Symposium
3**

12:30 - 13:00

Hall C - (Abdeen)

Roche Symposium



13:00 - 14:00

Coffee Break

Thursday

DAY 2 | 25 APRIL 2024

Lecture 2

13:15 - 13:45

Hall A - (Al Saraya 1)

Zahi Hawass Lecture

Introduced By:

Ahmed El Massry

13:15

The secrets of the pharaohs
Zahi Hawass, *Egypt*

Lecture 3

13:45 - 14:30

Hall A - (Al Saraya 1)

Soliman Lecture & The Pioneers Honoring Ceremony

Introduced By:

Ahmed El Massry

13:45

Biometry 2024
Alaa El Zawawi, *Egypt*

Symposium 4

14:00 - 14:30

Hall B - (Al Hembra)

Jamjoom Symposium



NEW VISION NEW DESIGN NEW PACK



ARTIFICIAL TEARS



ANTI-GLAUCOMA



PLAIN STEROID



ANTI-BACTERIAL & ANTI-INFLAMMATORY



ANTI-ALLERGIC



Each 1 ml of solution contains Hydrocortisone Acetate 0.5 mg. Suspension should be kept cool (2-8°C) (to preserve stability). Indications & Usage: See enclosed insert.

PHARMA PRED
Hydrocortisone Acetate 10 mg/ml

Ophthalmic Suspension

PHARCO 5 ml

FARCOBRASONE
Tobramycin 3 mg / ml
Dexamethasone 1 mg / ml

Ophthalmic Suspension

PHARCO 5 ml

PHARMASTIN
Olopatadine HCl 0.5 mg/ml

Ophthalmic Solution

PHARCO 5 ml

Manufactured by:
The Terna of Spices for Pharmaceuticals, India and
Dhule, Maharashtra
Pharmaceutical Division
Terna Pharmaceuticals
Terna, Maharashtra
Terna Pharmaceuticals
Terna, Maharashtra
Terna Pharmaceuticals
Terna, Maharashtra

Manufactured by:
The Terna of Spices for Pharmaceuticals, India and
Dhule, Maharashtra
Pharmaceutical Division
Terna Pharmaceuticals
Terna, Maharashtra
Terna Pharmaceuticals
Terna, Maharashtra

Manufactured by:
The Terna of Spices for Pharmaceuticals, India and
Dhule, Maharashtra
Pharmaceutical Division
Terna Pharmaceuticals
Terna, Maharashtra
Terna Pharmaceuticals
Terna, Maharashtra

Session
14

14:00 - 15:30

Hall C - (Abdeen)

Black Sea Session

Chairperson: Mahmoud Ismail
Co-Chairpersons: Mahmut Kaskaloglu, Merab Dvali

- | | |
|-------|--|
| 14:00 | Correlation of corneal topographic, tomographic, and biomechanical indices in the diagnosis of subclinical and clinical keratoconus
Cristina Ariadna Nicula, Romania |
| 14:15 | Overcoming surgical challenges in DMEK surgery
Özlem Kemer, Turkey |
| 14:30 | IOL exchanges challenging situations (Video-based presentation)
Ashraf Armia, Egypt |
| 14:45 | Foldable capsular vitreous body: Surgical solution for pre phthical eye
Shalva Skhirtladze, Georgia |
| 15:00 | Surgical outcomes in patients with esotropia and exotropia
Jahid Shahbazov, Azerbaijan |
| 15:15 | Our results in MMP-9. New marker of - Keratoconus detection
Artashes Zilfyan, Armenia |



**Course
29**

14:00 - 15:30

Hall 1 - (Montazah 1,2)

Glaucoma: Surgical Glaucoma Management

Moderator:

Hisham Gharib

- 14:00 SST
Mohamed Ibrahim Saleh, Egypt
- 14:15 PhacoTrab
Hisham Samy, Egypt
- 14:30 Deep sclerectomy
Hisham Gharib, Egypt
- 14:45 GATT
Mohamed Nabil, Egypt
- 15:00 Baerveldt balve
Amr Saleh, Egypt
- 15:15 Ahmed valve
Momen Hamdi, Egypt

**Course
30**

14:00 - 15:00

Hall 2 - (Montazah 3,4)

Oculoplastic: Orbit

Moderator:

Ibrahim Allam

- 14:00 Decision making in orbital disorders
Maher Assem, Egypt
- 14:10 Surgical approach to lacrimal gland swellings
Sherif Elwan, Egypt
- 14:20 Idiopathic orbital inflammatory disease, the good, the bad and the ugly
Ibrahim Allam, Egypt
- 14:30 Neuroblastoma: An overview
Youssef Elmasry, Egypt
- 14:40 Metatypical basal cell carcinoma
Sara El-Bannan, Egypt
- 14:50 Discussion

Course
31

14:00 - 15:30

Hall 3 - (Al Manial)

Neuro-Ophthalmology Course

Moderator:

Essam El Matbouly

- | | |
|-------|--|
| 14:00 | Optic disc swelling versus papilledema
Essam El Matbouly, Egypt |
| 14:10 | Internuclear ophthalmoplegia types & clinical presentation
Mohamed Abdelkader Ibrahim, Egypt |
| 14:20 | OCT and OCTAngio in neurophthalmology
Hasnaa Lamari, Morocco |
| 14:30 | Myasthenia & myasthenic syndromes
Abdallah El Minesy, Egypt |
| 14:40 | Horner's syndrome, case presentation
Tarek Ragaie, Egypt |
| 14:50 | Effect of combined vitamin b therapy on diabetic 6th nerve palsy
Sherif Kamel, Egypt |
| 15:00 | Causes and clinical presentation of 3rd nerve palsy
Ahmed El Shafei, Egypt |
| 15:10 | Emergencies in neurophthalmology
Huban Atilla, Turkey |
| 15:20 | Discussion |

**Course
32**

14:00 - 15:30

Hall 4 - (San Souci 1)

Strabismus: Strabismus Cases: Solving the Puzzle

**Moderator:
Panelists:**

Ayman El Ghoneimy
Dominique Thouvenin, El Sayed El Toukhi, Hatem Saeed, Lobna Khazbak

- 14:00 Storyboard matinée
Shaimaa Abdelmatin, Egypt
- 14:07 A challenging form of duane syndrome
Ahmed Hannon, Egypt
- 14:14 Post-traumatic strabismus
Heba Abdelrahman, Egypt
- 14:21 Discussion
- 14:27 Dissociated deviations
Hatem Saeed, Egypt
- 14:34 Management of MED
Alahmady Alsmman, Egypt
- 14:41 The difficult balance between too much and not enough in duane Retraction syndrome
Dominique Thouvenin, France
- 14:48 Discussion
- 14:54 Post-traumatic decompensation of a congenital IV nerve palsy
Giovanni Battista Marcon, Italy
- 15:01 Orbital fibrosis
Shireen Mostafa, Egypt
- 15:08 It s not always as expected
Zainab Ahmed, Egypt
- 15:15 Vertical paradox: Think twice
Ahmed Taha, Egypt
- 15:22 Discussion

**Wetlab
2**

14:00 - 17:00

Wetlab - (Mamouniah)

Keratoplasty Wetlab (Sponsored by Orchidia)

 **Orchidia**
Pharmaceutical Ind.
Excellence in Quality

Thursday

DAY 2 | 25 APRIL 2024

Session 15

14:30 - 16:30

Hall A - (Al Saraya 1)

Cataract: Cataract Complications, You make the Call

Moderator:
Co-Moderator:
Panelists:

David F. Chang
Hatem Ammar
Abdallah Hassouna, Ahmed Assaf, Ahmed El Massry, Ahmed Ghoneim,
Ahmed Shama, Fathy Fawzy, Hazem Yassin, Yehia Salah

Keynote Lecture 4

14:30 - 15:00

Hall B - (Al Hambra)

Keynote Lecture IV

Chairpersons:

Khaled Mourad, Mohamed El Hifnawy

14:30

Lamellar macular hole: Classification, timing of surgery and surgical techniques
Ramzi Avci, Turkey

14:50

Discussion

Session 16

15:00 - 16:30

Hall B - (Al Hambra)

Retina 2: Cross Roads in VR Surgery: Challenging Decisions!

Moderator:
Panelists:

Sherif Embabi
Ahmed Magdy Bedda, Ayman Khattab, Ehab El Rayes, Hammouda Ghoraba,
Hany Hamza, Khaled Mourad, Mahmoud Soliman, Mohamed Moghazy,
Ramzi Avci

Extra Care For Dry Eye

LUBRISTIRA

0.5%

Carmellose Sodium

Sodium Hyaluronate

0.1%

Glycerin

0.9%



Course
33

15:30 - 17:00

Hall 1 - (Montazah 1,2)

Investigation: Multifocal Choroiditis, Understanding What Lies Beneath

Moderator:

Mohamed Sharaf

15:30

Pattern recognition for multifocal choroiditis
Mohamed Gamal Saleh, Egypt

15:45

Widefield fundus imaging in multifocal choroiditis
Amira Mostafa, Egypt

16:00

VKH and sympathetic ophthalmia
Nancy Hazem, Egypt

16:15

Enigma of serpeginous choroiditis
Reem Mohsen, Egypt

16:30

APMPPE, MEWDS and more
Ziad El Daly, Egypt

16:45

The great spot challenge: differentiating PIC from myopic choroidal atrophy
Mohamed Sharaf, Egypt

**Course
34**

15:30 - 17:00

Hall 2 - (Montazah 3,4)

Glaucoma: Glaucoma in Difficult Situations

Moderator: Mohamed Elmalah

- 15:30 - Malignant glaucoma ...
- ICL induced glaucoma case ppt
Abdel Hamid El Hofi, Egypt
- 15:42 Discussion
- 15:45 - Ab ext-circumferentialotomy with cataract in POAG
- Ab ext-circumferentialotomy for glaucoma post PKP
Ahmed Samy Elwehidy, Egypt
- 15:57 Discussion
- 16:00 - Glaucoma with a contact lens
Mahmoud Rateb, Egypt
- 16:12 Discussion
- 16:15 - Angle closure with cataract with uncontrolled IOP
- End stage glaucoma with VA 6/6
Mohamed Elmalah, Egypt
- 16:27 Discussion
- 16:30 - Trab in a case of Scleromalacia
- ACG with aqueous misdirection
Mohamed A. E. Mahdy, Egypt
- 16:42 Discussion
- 16:45 - Secondary congenital glaucoma
- Iris implant induced glaucoma
Tarek Eid, Egypt
- 16:57 Discussion

Course
35

15:30 - 17:00

Hall 3 - (Al Manial)

Cornea: Updates in CXL .. Indications, Techniques, and Clinical Outcomes

Moderator: Waleed Abou Samra

- | | |
|-------|---|
| 15:30 | Basics and different techniques of CXL
Tamer El Raggal, Egypt |
| 15:50 | CXL, what's new?
Waleed Abou Samra, Egypt |
| 16:10 | Non ectatic indications of crosslinking
Mouamen Mostafa Seleet, Egypt |
| 16:30 | Nightmare of CXL
Rania Kamel, Egypt |
| 16:50 | Discussion |

**Course
36**

15:30 - 17:00

Hall 4 - (San Souci 1)

Strabismus: Towards a Better Success

**Moderator:
Panelists:**

Dina Hossam Hassanein
Dalal Shawky, Giovanni Battista Marcon, Hesham Khattab, Ibrahim El Adawy

- 15:30 Imaging to improve success in strabismus surgery
Giovanni Battista Marcon, Italy
- 15:37 Pearls in the management of thyroid eye disease
Maha El Basha, Egypt
- 15:44 The child with an abnormal head posture
Mostafa Azzab, Egypt
- 15:51 Discussion
- 15:57 Null point nystagmus
Gamal Sobhy, Egypt
- 16:04 Difficulty in management of sixth nerve palsy
Sahar Torky, Egypt
- 16:11 Prism adaptation therapy in esotropia
Nermeen Badawi, Egypt
- 16:18 Discussion
- 16:24 Convergence excess esotropia: Do we have a consensus?
Doaa Elfadaly, Egypt
- 16:31 Tips and tricks in intermittent exotropia
Manar Ghaly, Egypt
- 16:38 Importance of the examination under anesthesia in the surgery of
concomitant strabismus
Dominique Thouvenin, France
- 16:45 Superior oblique weakening: Choice of the procedure
Tamer Tawheed, Egypt
- 16:52 Discussion

Thursday

DAY 2 | 25 APRIL 2024

Session 17

16:00 - 17:00

Hall C - (Abdeen)

Gulf Session: Navigating the use of Premium IOLs in Complex Conditions: Tricks & Pearls

Chairpersons: Saad Hamdan Al Enezi, Sheikha Noura Al Qassimi

- 16:00** How can I upgrade my practice by optimizing the use of premium lenses
Khaled M. Alarfaj, KSA
- 16:15** Chord Mu & Chord Alpha, a new predictive marker for visual disturbances post premium IOL implantation
Safaa Beheiri, KSA
- 16:30** Premium and secondary IOLs uveitic cataract which one to use and which one to avoid
Abdulrahman Faisal Albloushi, KSA
- 16:45** Premium IOLs in pediatric: Latest updates
Ashwaq Binamro, UAE



Emirates Society of
Ophthalmology
جمعية الإمارات لطب ورعاية العيون



الجمعية السعودية لطب العيون
SAUDI OPHTHALMOLOGICAL SOCIETY

Each speaker has 12 minutes followed by 3 minutes discussion

Keynote Lecture 5

16:30 - 17:00

Hall A - (Al Saraya 1)

Keynote Lecture V

Chairpersons: Ahmed El Massry, Mohamed Hosny, Mohamed Shafik

- 16:30** Corneal biomechanics the ORA, corvis and brillouin microscopy
James Bradley Randleman, USA
- 16:50** Discussion

Symposium 5

16:30 - 17:00

Hall B - (Al Hambra)

EVA Pharma Symposium



EVA PHARMA
SECURING YOUR HEALTH




المؤتمر السنوي الدولي للجمعية المصرية
INTERNATIONAL CONGRESS OF THE
**EGYPTIAN
OPHTHALMOLOGICAL
SOCIETY**

Wait for Elezaby Ophthalmology

in Egyptian
Ophthalmological
Society **EOS 2024**

 InterContinental
Citystars, Cairo, Egypt

 24 - 26 April,
2024



**Session
18**

17:00 - 18:30

Hall A - (Al Saraya 1)

Cornea 2: My Pearls of Experience in Management of Corneal Diseases

Moderator:

Alaa Ghaith

- | | |
|-------|---|
| 17:00 | My experience in the management of ocular cicatricial pemphigoid
Alaa Ghaith, Egypt |
| 17:12 | Post LASIK nightmares
Sameh El Shorbagi, Egypt |
| 17:24 | My surgical experience with different stromal corneal dystrophies
Mohamed Bahgat, Egypt |
| 17:36 | Technique and results of DMEK in cases with CHED
Mohamed Kabeel, Egypt |
| 17:48 | Managing cataracts during triple procedure
Nader Fawzy, Egypt |
| 18:00 | Management of herpetic keratitis
Fouad Elsayyad, Egypt |
| 18:12 | Biosynthetic cornea: The new frontier
Namrata Sharma, India |
| 18:24 | Discussion |

**Session
19**

17:00 - 18:30

Hall B - (Al Hambra)

Refractive 1: Refractive Surgery off Road

Chairpersons: Mayank Ambarish Nanavaty, Mohamed Hosny, Mohamed Shafik

- 17:00 Role of epithelial mapping in PRK for keratoconus
Ahmed Assaf, Egypt
- 17:12 CXL in special situations
Ihab M. Osman, Egypt
- 17:24 10 years results of proxymethacaine use in Epi-Off CXL
Mayank Ambarish Nanavaty, UK
- 17:36 Discussion
- 17:45 Excimer laser for band keratopathy
Mayank Ambarish Nanavaty, UK
- 17:57 Epithelial island CXL
Sameh Al-Agha, Egypt
- 18:09 Objective assessment of depth of focus using the iTrace
Mayank Ambarish Nanavaty, UK
- 18:21 Discussion

**Session
20**

17:00 - 18:30

Hall C - (Abdeen)

HSIOIRS Symposium: Cataract Surgery as a Refractive Procedure

Chairperson: Georgios Roussopoulos

- 17:00 The importance of anterior surface: MGD & dryness, diagnosis & treatment
Charalampos Siganos, Greece
- 17:15 Treating presbyopia: EDOF & multifocal lenses
Petros Smachliou, Greece
- 17:30 Is monovision still an option?
Dimitrios Siganos, Greece
- 17:45 Cataract surgery & keratoconus
Konstantinos Samaras, Greece
- 18:00 Retreatments and reoperations
Vikentia Katsanevaki, Greece
- 18:15 IOL misfortune
Georgios Roussopoulos, Greece



Course
37

17:00 - 18:30

Hall 1 - (Montazah 1,2)

Retina: Basic Course in Therapeutic Ophthalmic Lasers

Moderator:

Mahmoud Genaidy

17:00

Introduction & principles of ophthalmic lasers
Mahmoud Genaidy, Egypt

17:10

YAG capsulotomy
Ehab Wasfi, Egypt

17:20

YAG vitreolysis & YAG hyaloidotomy
Mohamed Tarek Abdelkader, Egypt

17:30

YAG iridotomy & iridoplasty
Gehad Hassan Youssef, Egypt

17:40

Laser Trabeculoplasty
Nada Medhat, Egypt

17:50

Cyclodiode & transcleral micropulse laser
Ahmed H. Aldghaimy, Egypt

18:00

Panretinal photocoagulation
Mahmoud Farouk, Egypt

18:10

Laser treatment of macular edema
Sherif Youssef, Egypt

18:20

Laser treatment of peripheral retinal pathology
Mohamed Farouk, Egypt

**Course
38**

17:00 - 18:30

Hall 2 - (Montazah 3,4)

Investigation: Diagnostic and Prognostic Biomarkers in OCT and OCT Angiography

Moderator: Karim Adly

- 17:00 Biomarkers in DME imaging
Zeinab El Sanabary, Egypt
- 17:20 Biomarkers in AMD imaging
Karim Adly, Egypt
- 17:40 Biomarkers in imaging of uveitis cases
Maha Youssef, Egypt
- 18:00 Biomarkers in vascular occlusive disease
Malak Al Shazly, Egypt
- 18:20 Discussion

**Course
39**

17:00 - 18:30

Hall 3 - (Al Manial)

Cataract: How to Deal with Complications during Phacoemulsification

Moderator: Mohamed A. E. Mahdy

- 17:00 Posterior capsular rupture during phaco
Mohamed A. E. Mahdy, Egypt
- 17:20 Anterior capsular problems
Ahmed Alashry, Egypt
- 17:40 Subluxated lens
Mohamed Khedr, Egypt
- 18:00 IOL in cases with insufficient capsule
Ashraf Borai, Egypt
- 18:20 Discussion

Thursday

DAY 2 | 25 APRIL 2024

Course
40

17:00 - 18:30

Hall 4 - (San Souci 1)

Cataract: The Art of Pupilloplasty and Iris Surgery, Tips and Tricks

Moderator:

Hazem Yassin

17:00

Introduction and plan of surgery
Rania Sobhi, Egypt

17:10

Basic suturing techniques
Pupilloplasty
Iridodialysis repair
Combined techniques
Iris prosthesis
Complications
Closing remarks
Hazem Yassin, Egypt



18:30

Lunch

Brimosalm

Brimonidine 0.15%



Caftohist

Alcaftadine



Naphcozole

Naphazoline & Pheniramine





As “Leader in Healthcare Specialty Markets” in the MENA region, AMICO Group engages in sales, marketing, service engineering and integrated professional support solutions for advanced medical devices

The company is highly specialized in providing advanced medical technologies in various areas such as Ophthalmology .we have developed accumalative experience in this field which covers the four main areas of Refractive , Cararact & Vitrectomy Surgical and diagnostic

The company employs +1,300 people with direct operations in 12 countries in the MENA region operating from 22 offices.

AMICO Group was founded by Akef El Maghraby M.D. & Mehran Hazarian in 1984

AMICO

www.amicogroup.com



OUR KEY OPHTHALMOLOGY
PARTNERS



VISION



Session
21

10:00 - 11:30

Hall A - (Al Saraya 1)

Refractive 2: Refractive Surgery on Road

Chairpersons:

Jorge Alio del Barrio, Mohamed Hosny, Mohamed Shafik

- | | |
|-------|---|
| 10:00 | My worst and most scary laser refractive surgery complication
Jorge Alio del Barrio, Spain |
| 10:10 | Refractive surgery in glaucoma liable patients
Younis Abdel Hafez, Egypt |
| 10:20 | Preoperative IPL for patients of myopic laser correction
Jorge Alio del Barrio, Spain |
| 10:30 | Suction loss; it is not the end it is just the beginning
Ramy Riad, Egypt |
| 10:40 | Discussion |
| 10:45 | CTK, the refractive surgeon's nightmare
Tamer El Raggal, Egypt |
| 10:55 | Limits for femtolasik for moderate to high hyperopia
Jorge Alio del Barrio, Spain |
| 11:05 | Clear a new modality in refractive lenticular surgery
Sami Alrabiah, Kuwait |
| 11:15 | Intraocular pressure after implantation of IPCL (Implantable phakic contact lens)
Ismahane Mansour, Algeria |
| 11:25 | Discussion |

**Course
41**

10:00 - 11:30

Hall 1 - (Montazah 1,2)

Glaucoma: Lasers in the Treatment of Glaucoma

Moderator:

Momen Hamdi

10:00

Introduction
Momen Hamdi, Egypt

10:02

Basics of micropulse laser
Amr Saleh, Egypt

10:10

Selective laser trabeculoplasty (SLT)
Maged Maher, Egypt

10:30

Micro pulse SLT
Amr Saleh, Egypt

10:45

Ciliary body laser procedures: Cyclophotocoagulation (CPC) transscleral procedure; endolaser CPC; micropulse CPC
Ahmed Abdel Meguid, Egypt

11:05

Applications of micropulse CPC
Momen Hamdi, Egypt

11:20

Other lasers: Laser therapy in angle closure glaucoma: Yag laser peripheral iridotomy, Argon laser peripheral Iridoplasty, Yag laser suture Lysis
Momen Hamdi, Egypt

**Course
42**

10:00 - 11:30

Hall 2 - (Montazah 3,4)

Cornea: Tips to Avoid and Manage Perforations in DALK

Instructor:

Rania Sobhi

10:00

[1- Introduction](#)

- Stages at which perforation may occur
Rania Sobhi, Egypt

10:05

[2- Treatment modalities of perforation](#)

- Factors affecting treatment modalities
- Treatment modalities
Esmail Arbabi, UAE

10:15

[3- Management of perforations in each step \(Video based\)](#)

1. Trephination
Murad Alobthani, UAE

2. Big bubble injection
Yehia Salah, Egypt

3. Paracentesis
Rania Sobhi, Egypt

4. Type II bubble perforation
Hazem Yassin, Egypt

5. Stromal quadrant removal in BB
Hazem Yassin, Egypt

6. Stromal excision layer by layer
Yehia Salah, Egypt

7. Suturing
Murad Alobthani, UAE

11:05

[4- Postoperatives surprises cases](#)

Rania Sobhi, Egypt

11:25

Discussion

**Course
43**

10:00 - 11:30

Hall 3 - (Al Manial)

Cornea: Dehydrated Amniotic Membrane in Ocular Surface Diseases, Indications and Techniques

Moderator: Mehdi Khamaily

10:00 Dehydrated amniotic membrane in ocular surface diseases, indications and techniques
Mehdi Khamaily, Morocco

10:45 Dehydrated amniotic membrane in ocular surface diseases, indications and techniques
Sara Idmane, Morocco

**Course
44**

10:00 - 11:30

Hall 4 - (San Souci 1)

Uveitis: Infectious Uveitis: New Challenges Emerge

Moderator: Samir Shawky

10:00 Childhood anterior chamber granuloma; The whole story
Amgad El Nokrashy, Egypt

10:15 Ocular toxoplasmosis; atypical presentations
Maha Youssef, Egypt

10:30 A case of Eales' disease
Mohamed Abdelazim, Egypt

10:45 The many faces of viruses
Dina Baddar, Egypt

11:00 Fungal infection masquerade
Alaa Radwan, Egypt

11:15 Diagnosis of ocular tuberculosis
Samir Shawky, Egypt

**Wetlab
3**

10:00 - 11:30

Wetlab - (Mamouniah)

Wetlab 3

Session 22

11:00 - 13:00

Hall B - (Al Hambra)

Glaucoma 3: Glaucoma Common Cases

Moderator:
Panelists:

Tarek Aboulnasr
Ahmed Samy Elwehidy, André Mermoud, Mai Sharawy, Mohamed Sayed

- 11:00 Cases 1
Ahmad Khalil, Egypt
- 11:17 Cases 2
Mohamed El-Basty, Egypt
- 11:34 Cases 3
Ahmed Hossam, Egypt
- 11:51 Cases 4
Hazem Helmy, Egypt
- 12:08 Cases 5
Yasser Hamed, Egypt
- 12:25 Cases 6
Hany Elebiary, Egypt
- 12:42 Cases 7
Nader Momtaz, Egypt

Course 45

11:00 - 13:00

Hall C - (Abdeen)

Pentacam Course

Chairperson:

Mohamed Shafik

- 11:00 Pentacam course
Mazen Sinjab, UAE

Session 23

11:30 - 13:00

Hall A - (Al Saraya 1)

Medical Retina 2: Every Day Retina Challenge

Moderator:
Panelists:

Magdy Moussa
Alaa Fadel, Karim Adly, Mohamed Nowara, Mohamed Sharaf,
Tarek Hemeida

**Course
46**

11:30 - 13:00

Hall 1 - (Montazah 1,2)

Cornea: DMEK in Challenging Situations

**Moderator:
Panelists:**

Hazem Yassin
Esmaeil Arbabi, Hazem Yassin, Mohamed Bahgat, Murad Alobthani,
Rania Sobhi

**Course
47**

11:30 - 13:00

Hall 2 - (Montazah 3,4)

Cornea: Difficult Corneal Situations

Moderator:

Mohamed Saad

- | | |
|--------------|---|
| 11:30 | New modalities in neurotopic keratitis
Sameh El Shorbagi, Egypt |
| 11:45 | Management of double bubble
Mahmoud Ismail, Egypt |
| 12:00 | Corneal neovascularization
Alaa Ghaith, Egypt |
| 12:15 | Pediatric corneal surgery
Björn Olov Bachmann, Germany |
| 12:30 | Limbal stem cell deficiency
Mohamed Saad, Egypt |
| 12:45 | Discussion |

**Course
48**

11:30 - 13:00

Hall 3 - (Al Manial)

Oculoplastic: Thyroid Eye Disease

Instructors: Haythem Nasr, Tamer Gawdat

11:30 TED: Clinical assessment and classification
Kareem Bakr, Egypt

11:45 Immunomodulatory drugs, the new kids on the block
Aliaa Farag, Egypt

12:00 Endoscopic decompression
Hesham Fouad Kamel, Egypt

12:15 Pathogenesis of TED
Sameh Hassan, Egypt

12:30 Steroids in TED when and how?
Yomna Amr, Egypt

12:45 Lid surgery in thyroid eye disease
Rania Ahmed, Egypt

**Course
49**

11:30 - 13:00

Hall 4 - (San Souci 1)

**Investigation: Ultrawide Field Retinal Imaging:
Mastering the Basics and Beyond!**

Moderator: Rania Estawro

11:30 Value and constraints
Rania Estawro, Egypt

11:45 Retinal vascular diseases
Hagar Khalid, Egypt

12:00 UWF and uveitis
Terese Kamal, Egypt

12:15 Peripheral lesions and detachment
Ahmed Roshdy, Egypt

12:30 Inherited retinal diseases
Caroline Tawfik, Egypt

12:45 Pediatric retina
Mariam El Feky, Egypt

**Wetlab
3**

11:30 - 13:00

Wetlab - (Mamouniah)

Wetlab 3



13:00 - 14:00

Gomaa Prayer & Coffee Break



**DEPO
LUTIN**

KEEP THEIR
vision young

**COMING
SOON**



THE **1**ST



Typical AREDS II
Formula in The
Egyptian Market

Twit-Tear

1st Multi-dose
Preservative
Free

1st Ophthalmic
Squeeze
Dispenser
"OSD"



- For dry and irritated eyes
- Compatible with contact lenses



FOR MILD TO MODERATE CASES

Composition

Sodium hyaluronate 0.2%
Hypromellose 0.2%
Bilberry distilled water



FOR MODERATE TO SEVERE CASES

Composition

Sodium hyaluronate 0.4%
Ginkgo biloba distilled water
Bilberry distilled water
Centella asiatica distilled water

Friday

DAY 3 | 26 APRIL 2024

Session 24

14:00 - 16:00

Hall A - (Al Saraya 1)

Refractive 3: IKS Session

Chairpersons: Mazen Sinjab, Mohamed Hosny, Mohamed Shafik

- | | |
|-------|--|
| 14:00 | Recommendations from the global consensus on keratoconus, the posterior corneal surface dilemma
James Bradley Randleman, USA |
| 14:20 | Current status of ICRS nomograms
Tarek El Naggar, Egypt |
| 14:30 | Ray Tracing, the future of corneal remodeling
Mohamed Shafik, Egypt |
| 14:40 | Cairs and asymmetric segments, the future of ICRS
Mohamed Hosny, Egypt |
| 14:50 | Xenia implant, the future of Inlays for keratoconus
Ahmed El Massry, Egypt |
| 15:00 | Discussion |
| 15:10 | CXL current status and future
Mohamed El Kateb, Egypt |
| 15:20 | 5 year stability of Epi-off CXL
Mayank Ambarish Nanavaty, UK |
| 15:30 | Tips and tricks in DALK for keratoconus
Mayank Ambarish Nanavaty, UK |
| 15:40 | The IKS, why now and what's next?
Mazen Sinjab, UAE |
| 15:50 | Discussion |

Keynote Lecture 6

14:00 - 14:30

Hall B - (Al Hembra)

Keynote Lecture VI

Chairperson: Essam Eltoukhy

- | | |
|-------|--|
| 14:00 | Corneal neurotization
Michael Yen, USA |
| 14:20 | Discussion |

**Session
25**

14:00 - 16:00

Hall C - (Abdeen)

Women Ophthalmologists: Episode one: What AWOLS presents in Pediatric Ophthalmology?

Chairpersons: Manal Bouhamed, Manar El Askari, Nihal Adel Hassan, Sheikha Noura Al Qassimi

- | | |
|--------------|--|
| 14:00 | Mission of AWOLS
Manar El Askari, Egypt |
| 14:10 | CNLDO and its management
Sara El-Bannan, Egypt |
| 14:20 | Atropine vs. cyclopentolate in cycloplegic refraction in hypermetropic children
Mariam Gebril, Libya |
| 14:30 | Challenges in the management of infantile esotropia
Maha El Basha, Egypt |
| 14:40 | Pediatric cataract surgery in microphthalmic eyes
Nihal Shakankiri, Egypt |
| 14:50 | Pediatric uveitis: IOL implantation is no longer a taboo!
Nancy Hazem, Egypt |
| 15:00 | Retinopathy of prematurity: what is new?
Ashwaq Binamro, UAE |
| 15:10 | Practical Approach of pediatric electrophysiology
Mai Abdelnabi, Egypt |
| 15:20 | Discussion |

Friday

DAY 3 | 26 APRIL 2024

Session

14:00 - 15:30

Hall 1 - (Montazah 1,2)

Egyptian Eye Hospitals and Centers Association

Course 50

14:00 - 15:30

Hall 2 - (Montazah 3,4)

Retina: ROP from A to Z

Moderator:

Ihab Saad Othman

- | | |
|-------|--|
| 14:00 | How to build an ROP practice
Ihab Saad Othman, Egypt |
| 14:18 | Aetiology and pathogenesis
Ahmed Abdel Hadi, Egypt |
| 14:36 | Updates on classification
Sherien Hassan, Egypt |
| 14:54 | Therapeutic options in type 1 ROP
Mahmoud Elbana, Egypt |
| 15:12 | Surgical techniques for stages 4 and 5
Abdelhamid Allam, Egypt |

**Course
51**

14:00 - 15:30

Hall 3 - (Al Manial)

Retina: Scleral Buckle

**Moderator:
Panelists:**

Ahmed Souka
Ahmed Magdy Bedda, Khaled El Rakhawy, Mostafa El Manhaly

- 14:00** Part I: Indications: Cases selection and case scenarios
Ahmed Magdy Bedda, Egypt
- 14:15** Part II: Technique
Ahmed Souka, Egypt
- 14:30** Creating chorioretinal reaction: (Cryopexy and transscleral diode)
Mostafa El Manhaly, Egypt
- 14:38** Localization of retinal tears
Ahmed Souka, Egypt
- 14:48** Choice of the buckle size, types of explants and orientation and Scleral sutures
Khaled El Rakhawy, Egypt
- 15:03** Complications
Mostafa El Manhaly, Egypt
- 15:18** Cases panel
Ahmed Magdy Bedda, Egypt

**Course
52**

14:00 - 15:30

Hall 4 - (San Souci 1)

Cataract: Phaco in Challenging Cases

Moderator:

Yehia Salah

- 14:00** Phaco in keratoplasty
Rania Sobhi, Egypt
- 14:20** Hard cataract
Hatem Ammar, Egypt
- 14:40** Subluxated and phaco with iridoplasty
Hazem Yassin, Egypt
- 15:00** Cataract in uveitis and more
Yehia Salah, Egypt
- 15:20** Discussion

**Session
26**

14:30 - 16:00

Hall B - (Al Hambra)

Oculoplastic 1: Eyelid Surgery Symposium

Chairpersons: Hesham Ali Ibrahim, Mahmoud Saleh, Sherif Elwan

- | | |
|-------|---|
| 14:30 | Eyelid blink lagophthalmos and blinking velocity changes after external Transcutaneous dacryocystorhinostomy
Kareem Bakr, Egypt |
| 14:36 | Silicon rod frontalis sling
Ahmed Shafik, Egypt |
| 14:42 | Modified tucking technique in blepharoptosis
Mahmoud El Samkary, Egypt |
| 14:48 | How I changed my practice in ptosis surgery
Ashraf Abd El Salam, Egypt |
| 14:54 | Experience with eyelid trauma
Taher Soliman, Egypt |
| 15:00 | Cicatricial causes of lagophthalmos
Ahmed Mostafa Ibrahim, Egypt |
| 15:06 | Here we go again: A tumor story
Sara El-Bannan, Egypt |
| 15:12 | Lymphedema distichiasis syndrome
Youssef Elmasry, Egypt |
| 15:18 | Eyelid cysts
Mayar Mohammed Salah, Egypt |
| 15:24 | Paediatric myasthenia gravis
Farah El Wakeel, Egypt |
| 15:30 | Clinico-radiologic characterization of a medial canthal mass misdiagnosed as dacryocystocele or mucocele
Mostafa Diab, Egypt |
| 15:36 | Eye lash implantation in madarosis, with proper & direction and curve
Hayam Adel, Egypt |
| 15:42 | Discussion |



Get the best of both worlds.
Focus near through far;
Clarity day and night.

TECNIS Synergy™ IOL

Johnson & Johnson VISION

Continuous Vision Across the Range

Superior Low-light Contrast

Breakthrough Innovation

Reduced Visual Symptoms

References

**Course
53**

15:30 - 17:00

Hall 1 - (Montazah 1,2)

Glaucoma: Mastering Basic Skills for Glaucoma Management I

Moderator: Tarek Ragaie

- 15:30 IOP
Amr Samir, Egypt
- 15:48 Gonioscopy
Nader Bayoumi, Egypt
- 16:06 Anterior segment imaging in glaucoma
Eman El Hefny, Egypt
- 16:24 Corneal thickness and hysteresis in glaucoma diagnosis
Yomna Magdi, Egypt
- 16:42 Structural and functional correlation in the diagnosis of glaucoma
Manoj Chandra Mathur, India

**Course
54**

15:30 - 17:00

Hall 2 - (Montazah 3,4)

Retina: Vitreo Macular Interface Abnormalities Course

Moderators: Ahmed Magdy Bedda, Muhammad Samir

- 15:30 Multimodal imaging in vitreomacular interface disorders
Ahmed Roshdy, Egypt
- 15:40 ERM etiology & clinical picture
Ahmed Magdy Bedda, Egypt
- 15:50 Vitreomacular traction and adhesions
Ahmed Abdel Baki, Egypt
- 16:00 Secondary VMA with AMD & DME
Amir Ramadan, Egypt
- 16:10 Full thickness macular hole
Hossam Moharam, Egypt
- 16:20 Lamellar macular hole
Mohammed A. Al Naimy, Egypt
- 16:30 Myopic traction maculopathy
Muhammad Samir, Egypt
- 16:40 Discussion

**Course
55**

15:30 - 17:00

Hall 3 - (Al Manial)

Investigation: Anterior Segment Imaging

Moderator: Zeinab El Sanabary

- 15:30 Diagnostic performance of AS imaging
Zeinab El Sanabary, Egypt
- 15:45 UBM and glaucoma
Laila Hammouda, Egypt
- 16:00 Specular microscopy ... A not to forget tool
Azza Ismail Sedkey, Egypt
- 16:15 Corneal biomechanics
Mohamed El Moddather, Egypt
- 16:30 Pitfalls in pentacam interpretation
Rasha Safwat, Egypt

**Wetlab
3**

15:30 - 17:00

Wetlab - (Mamouniah)

Wetlab 3

Session
27

16:00 - 18:00

Hall A - (Al Saraya 1)

Video Competition and Closing Ceremony

Chairpersons:

Ashraf Saad Galal, Hatem Ammar, Mohamed Abo Elenin, Mostafa Salah, Sameh El Agha, Waleed Abou Samra

- | | |
|-------|--|
| 16:00 | Ab externo circumferential suture trabeculotomy plus Phacoemulsification in treatment of POAG with Cataract
Ahmed Samy Elwehidy, Egypt |
| 16:05 | Challenging phaco case
Kariman Gamal Tamam, Egypt |
| 16:10 | Gummy congenital cataract
Mohamed Ahmed Elmassry, Egypt |
| 16:15 | Management of traumatic subluxated lens, a new technique
Amir Mostafa, Egypt |
| 16:20 | Sommering ring dislocated into anterior chamber
Khaled Awad Elbassiouny, Egypt |
| 16:25 | How could this happen?
Ahmed Assaf, Egypt |
| 16:30 | Different verities of chopping
Mohamed Reffat, Egypt |
| 16:35 | Mission possible
Nada Medhat, Egypt |
| 16:40 | TAG sandwich technique
Nada Medhat, Egypt |
| 16:45 | Discussion |

**Session
28**

16:00 - 17:00

Hall B - (Al Hambra)

Oculoplastic 2: I Stopped doing This

Chairpersons: Ali Elghtit, Mahmoud Saleh, Rania El Essawy

- 16:00** Open frontalis sling vs classic closed
Yomna Amr, Egypt
- 16:06** Transposition flaps vs lid sharing procedures in large congenital eyelid colobomas
Sameh Hassan, Egypt
- 16:12** Blepharophimosis early vs late correction
Rania El Essawy, Egypt
- 16:18** Endoscopic vs non-endoscopic intubation
Kareem Bakr, Egypt
- 16:24** Enucleation vs globe preservation
Aliaa Farag, Egypt
- 16:30** IGF-1ra vs. pulse IV steroids for TED
Michael Yen, USA
- 16:36** Snip procedures; not any more
Essam Eltoukhy, Egypt
- 16:42** Discussion

**Course
56**

16:00 - 18:00

Hall C - (Abdeen)

Endothelial Keratoplasty Made Easy

Moderator: Tarek Katamish

- 16:00** Introduction
Mahmoud Ismail, Egypt
- 16:05** Basic DSAEK technique
Jeewan Singh Titiyal, India
- 16:30** Basic DMEK technique
Tarek Katamish, Egypt
- 16:55** Role of DSAEK in complex cornea
Faisal Aljassar, Kuwait
- 17:15** Discussion

Friday

DAY 3 | 26 APRIL 2024

Session
29

17:00 - 18:00

Hall B - (Al Hambra)

Oculoplastic 2: Lacrimal Symposium: Congenital Lacrimal Obstruction

Moderator:
Panelists:

Amr Awara
Ayman Abdel Ghafar, Hesham Ali Ibrahim, Mohamad El Taher,
Rania El Essawy, Sherif Elwan

17:00

Step by step external DCR
Hesham Ali Ibrahim, *Egypt*

Course
57

17:00 - 18:30

Hall 1 - (Montazah 1,2)

Glaucoma: Mastering Basic Skills for Glaucoma Management II

Moderator:

Mostafa Nassar

17:00

VF: The basics
Mostafa Nassar, *Egypt*

17:15

Disc assessment
Fayrouz Aboalazayem, *Egypt*

17:30

OCT: The basics
Heba Magdy, *Egypt*

17:45

Neurological vs glaucomatous changes
Mona Ahmed, *Egypt*

18:00

Art of correlation across glaucoma module
Hazem Helmy, *Egypt*

18:15

Treatment philosophy in the management of glaucoma
Manoj Chandra Mathur, *India*

**Course
58**

17:00 - 18:30

Hall 2 - (Montazah 3,4)

Refractive: Handling Refractive Surgery Complications, LASIK, CXL, PIOL & More

Moderator:

Mohamed Saad

17:00 Phakic IOL complications
Mohamed Saad, Egypt

17:15 Complications of photorefractive keratectomy and their management
Mahmoud Abdelradi, Egypt

17:30 Flap related complications in LASIK
Khaled Abdelazem, Egypt

17:45 LASIK retreatment the slippery terrain
Engy M. Mostafa, Egypt

18:00 CXL complications
Magdy Mostafa, Egypt

18:15 Femto-Ring complications
Amr Mounir, Egypt

**Course
59**

17:00 - 18:30

Hall 3 - (Al Manial)

Investigation: Visual field

Moderator:

Nihal Adel Hassan

17:00 Visual field test & interpretation
Ahmed Gad, Egypt

17:12 Basic science...Pitfalls in interpretation & various modalitie
Hazem Abdelmetaal, Egypt

17:24 Early detection of glaucoma
Tarek Elbromboly, Egypt

17:36 Color vision
Mostafa Nassar, Egypt

17:48 Perimetry in advanced glaucoma
Mohammed Saad Morsy, Egypt

18:00 Structural & functional correlation in optic nerve assessment
Nihal Adel Hassan, Egypt

18:12 Case presentation & discussion

Course
60

17:00 - 18:30

Hall 4 - (San Souci 1)

Pediatric Ophthalmology: Transposition Procedures in Eye Muscles Surgeries (Video-Based)

Moderator:
Panelists:

Manal Kasem
Ahmed Awadein, Hatem Marey, Ibrahim El Adawy

Part 1: Transposition in nerve palsy and lost muscle:

- 17:00 6th nerve palsy conventional technique
Heba Shafik, Egypt
- 17:06 6th nerve palsy new technique (Nashida)
Sara Maher, Egypt
- 17:12 4th nerve palsy conventional technique
Rasha Magdi Elzeini, Egypt
- 17:18 Anterior and nasal transposition of inferior oblique muscle
Reham Samir, Egypt
- 17:24 3rd nerve palsy conventional technique
Rasha Hegazy, Egypt
- 17:30 3rd nerve palsy new technique (Nasal transposition of LR)
Hatem Marey, Egypt
- 17:36 Lost muscle retrieval
Ahmed Awadein, Egypt
- 17:40 Lost muscle transposition
Manal Kasem, Egypt
- 17:44 Discussion
- Part 2: Transposition in special types of strabismus:
- 17:52 Nystagmus
Ibrahim El Adawy, Egypt
- 18:02 Heavy eye syndrome
Heba Metwally, Egypt
- 18:09 Duane syndrome
Ayman El Ghoneimy, Egypt
- 18:16 Monocular elevation deficiency
Ghada Allam, Egypt
- 18:23 Discussion



18:30

Lunch



Egy Medical

DORC



Quante | ULTRASOUND
medical | LASER
BY LUMIBIRD MEDICAL | DRY EYE



**INSTANT
FOCUS**

LUCIDIS

THE ULTIMATE
EDOF IOL
TECHNOLOGY



30 cm



40 cm



50 cm



∞



DEPTH OF FOCUS



SWISS ADVANCED VISION
INTRAOCULAR LENS



MEDI TEC EGYPT CORP.
Limited Crop. Egypt

REVO FC

OCT | Fundus Camera



NEW

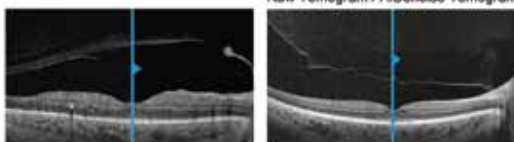
**Real Time
Eye Tracking**



AI DENOISE

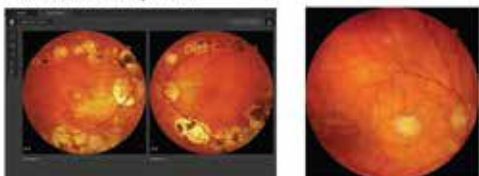
Improved tomogram quality powered by Artificial Intelligence.
Advanced AI algorithms enhance the quality of a single tomogram to the level of an averaged tomogram obtained through multiple scanning. Reducing chair time.

Raw Tomogram / AiDenoise Tomogram



FUNDUS CAMERA

Fundus Photo Both Eyes View



AS SIMPLE AS PRESSING *the start button*

 **OPTOPOL**
technology

MEDI TEC EGYPT CORP.
Limited Crop. Egypt

15 Years Partnership




KIRONOFER
INTERNATIONAL

*Empowering
Visions*

XOLAMOL

(Dorzolamide 2%, Timolol 0.5%)

KEEPING LIFE
WITHIN SIGHT



جمجوم فارما
Jamjoom Pharma



**EGYPTIAN
OPHTHALMOLOGICAL SOCIETY
EOS 2024**



Organizing office In charge

RM EVENTS

Address: Suite 301, Level 3, Nassar Tower,
1 Mostafa Kamel Street, Roushdy

Mobile: +20 1275580888 +20 1223925628

E-mail: conferences@rmsolutions.net

Web: www.rm-events.org